

Recreational Vehicles Catalog



2018/2019



Table of contents

Welcome to Webasto RV – What’s new?	4
We are here to develop your business	8
A complete new set of catalogs to support your sales	9
Enjoy comfort, enjoy independence	10
A logical vision	11

Heating products

Diesel heating solutions	12
--------------------------	----



Hybrid solutions	44
------------------	----



Main accessories for heating systems	50
--------------------------------------	----



Cooling products

A/C systems	76
-------------	----



Refrigeration	84
---------------	----

Comfort products

Cooking solution	108
------------------	-----



Water saving solution	114
-----------------------	-----



Note: Not all products are available in each country.

Diesel Heating

Hybrid Solutions

Main Accessories

Cooling Solutions

Cooking Solution

Water Saving Solutions

Welcome to Webasto RV



Dear customers and partners!

Develop intelligent products around the Webasto core advanced technologies and integrate them into complete, innovative comfort solutions for every recreational vehicle: this is the vision we have been aiming at for years and which is still the base of our product roadmaps today.

Since the RV market is going more and more towards more compact vehicles and the coming stricter EU regulations will limit further the payload, Webasto solutions are getting even more attractive as they can contribute quite significantly to the reduction of weight and to the freeing of inner cabin space.

Looking back, we are proud to have been the first supplier to introduce diesel technology into this industry more than 15 years ago, and to have provided OEMs with the opportunity to build totally gas free vehicles. Since then, we have continuously improved our products to increase the level

of on-board comfort and autonomy. Our gas-free solutions or our hybrid solutions (cabin air heating with diesel + water heating on LPG) both bring outstanding savings when it comes to weight (less gas on board) and inner space (smaller gas tanks, underfloor mounting of our products).

More recently, we highlighted the benefits of new, ultra silent and high performance refrigeration compressor technology for the industry. As a result, for example, happy caravan owners enjoy large innovative drawer fridges and the pleasure of having ice or cold drinks even in extremely hot climate conditions. This year, we are introducing new products with unique, interesting characteristics for the RV industry. With the new 115L Freeline Elegance and the Isotherm Intelligent Temperature Control Device, Webasto brings two low e-consumer products which improve noticeably the electrical efficiency and the autonomy of compressor refrigeration.

Having the space constraints of compact vehicles in mind, Webasto also introduces some special shaped products like the BI16 or the TB13 to provide high performance refrigeration to small vans.

Our high investments in R&D and the continuous development of new technologies drive us, bringing new ideas and keeping all of our customers satisfied. Air-conditioning is one of the core competences at Webasto. With the BlueCool Drive 40, we have introduced a powerful air-conditioning product which provides also cold air to the rear passengers while driving. As of this year we are offering a range of robust, powerful but still lightweight rooftop air conditioners which provide perfect climate even in the hottest outside temperatures.

Innovation should translate into beneficial features and great ease of use, not only of our products but also of all peripheral sales and application tools which make your life easier in

installing and maintaining our products. Please register on our dealer portals and gain exclusive access to our extensive training programmes (online or on site) with the ultimate goal to be part of our network and to help you develop new sales potentials.

RV is our passion. Just as it is yours. We hope that this catalogue assists you with your season and if you do have any suggestions or feedback, please do not hesitate to let us know. We look forward to enjoying a new motorhome and caravan season with you.

Enjoy more comfort.
Enjoy more independence.
Enjoy more Webasto.

Your Webasto RV Team

What's new?

This new RV catalog provides you with detailed information on our core products as well as our added-value accessories. You can then build safe applications and deliver fast and professional assistance to your customers.

Here you can find an extract of our latest product innovations:

Air Top Evo 40 very high altitude



- Available with automatic altitude adjustments up to 5,500 m
- Comfort even in tough conditions

Cool Top Trail




- Powerful units with high cooling and heating capacity
- Robust, lightweight and low noise
- Wide operating range from -5 to 50 °C

eThermo Top Eco



- Powerful 230 V electric water heater
- Extremely small and light
- Easy integration into the engine coolant circuit

Drawer 30



- Secop BD Micro compressor technology
- Multiple installation possibilities
- Easy to use digital display

We are here to develop your business



Dealer portal: <http://dealers.webasto.com>

- Easy access to complete Webasto documentation
- Powerful search and download tools
- Login-protected access to complete technical data and applications
- Periodical product information to keep you updated on evolving product developments

Website: webasto-outdoors.com

- Quick and appealing product guide
- International dealer locator
- Multi-lingual access

RV training programs and technical guidelines

- Powerful product training, also web-based training
- Regular updates on new features
- Various modules adapted to audience
- Important guidelines for safe application engineering
- Specialized trainings can be organized on demand

Marketing documentation and materials

- Product brochures, flyers, banners
- Dealer packages
- Point of Sale material

A complete new set of catalogs to support your sales



RV product catalog

- Main products
- Scopes of delivery
- Application concepts
- Specific accessories

Webasto accessories catalog for heating solutions


- For Cars, Trucks, Light-duty and Special Vehicles, Rail, Recreational Vehicles

Whale heating and water system products

- For motorhomes and caravans
- All products and accessories distributed by Webasto in Continental Europe

This catalog has been designed to help you in defining a complete solution for each motorhome and caravan.

Page header indicates which part and type of information you reached within each product section:
Product overview, scopes of delivery, etc.



Colored highlights give you direct access to the product range

All accessories can be found in the separate heating accessories catalog.

Enjoy comfort, enjoy independence in all seasons and under all weather conditions

Since the very start of our investments in the recreational vehicle industry, we have always focused on innovation as a main business development driver. Our vision is that we ensure greater comfort and freedom with our products for motorhomes and caravans.

For enjoying greater independence, all our heating systems are based on diesel. Diesel is available no matter where you go and is taken directly from the vehicles tank. This ensures unlimited freedom!



Long Tradition
Since its foundation Webasto has been a family-run company where high-performing quality products are our main purpose.



Automotive Quality from the start
Webasto stands for more than 110 years of experience and innovation in sunroofs, convertibles as well as heating, cooling and ventilation systems.

Our comfort solutions additionally enhance well-being atmosphere in your motorhome or caravan by providing cooled drinks or food from a fridge or travel box.

With Webasto you can enjoy unforgettable moments in your motorhome and caravan. That is what we mean by "Enjoy comfort, enjoy independence." That is Feel the Drive.



Innovative Technology
High investments in R&D and the continuous development of new technologies allow us to keep all our customers satisfied.



Reliable Products
We are very grateful for the confidence our customers place in our products by voting our heating solutions one of the best brands in the market.

A logical vision: Rely on the energy source you already have on board

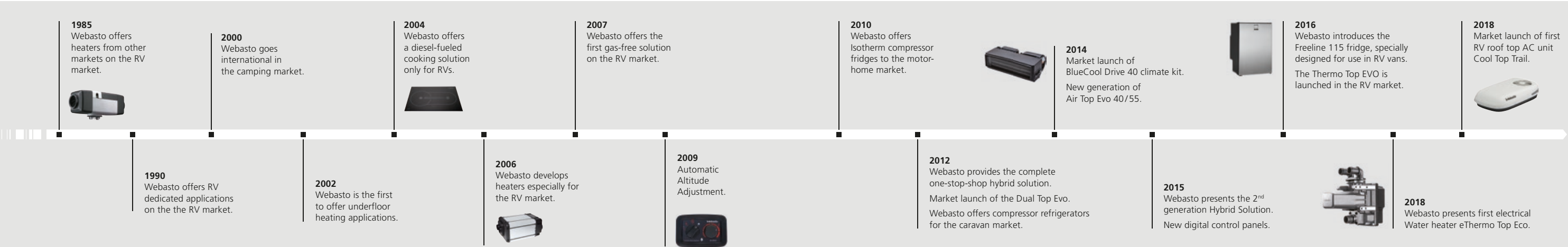
Webasto has always prioritized the fuel of the vehicle as the most logical, readily available, main energy source. This strategy is complementary to LPG gas – it has been working properly for decades now. And it makes full sense, especially for big energy consuming functions like cabin heating.

More space inside
■ All Webasto heaters can be mounted outside the vehicle. This significantly increases the total storage space inside the motorhome.

Less weight
■ In winter in average 88.33% of the LPG gas carried with the RV is needed for heating. With Webasto products you can downsize your LPG stock to one single 5 kg bottle and gain up to 35 kg for additional load inside the vehicle.

Perfect climate on board
■ Thanks to the stepless power regulation in 1 W steps (unique feature on the market), Webasto heaters manage to maintain a stable cabin temperature with a hysteresis lower than 0.40°C. This creates greater passenger comfort.

Increased fuel autonomy
■ Diesel fuel is uniform worldwide and available 24/7 all year long with precise monitoring of fuel supplies via fuel-gauge.
■ No extensive procurement of LPG gas bottles in foreign countries necessary.
■ No adapter for foreign LPG gas bottle connectors necessary.
■ Heating whilst driving in any country without the need of purchasing additional security valves. Thus, enjoying a warm cabin from the very first minute on.





Heating solutions

Introduction to autonomous camping	14
<hr/>	
Which heater for what application?	16
<hr/>	
RV-specific heater scope of delivery	17
<hr/>	
Integrated heaters	18
Application concept	20
Advantages	21
Dual Top Evo	22
<hr/>	
Air heaters	24
Application concept	26
Advantages	27
Air Top 2000 STC	28
Air Top Evo 40	30
Air Top Evo 55	32
<hr/>	
Water heaters	34
Application concept	36
Advantages	37
Thermo Top Evo	38
eThermo Top Evo	40
Thermo Pro 90	42

Introduction to autonomous camping



Innovative technology for more freedom – heating with diesel

Live in total autonomy – heat and drive with diesel. Besides the fact that you can gain more space inside the vehicle or increase your payload when heating with diesel, it provides you with more freedom and autonomy. Exactly what you need when you are on holiday and want to relax rather than wonder where to get new gas.

Diesel heating is not that new anymore to the motorhome market as Webasto has been providing sophisticated solutions for years. Heating with the fuel provided by the vehicle fuel tank is the smartest way to make use of the existing fuel on board.

This enables to reduce the overall gas consumption e.g. in winter by more than 80%. You can get diesel fuel anywhere nearly 24/7 whereas finding proper LPG gas supplies might end up in some annoying hassle also due to the different gas bottles and adaptors used throughout Europe.

By heating with diesel you can benefit from:

- 24/7 availability at different fuel stations throughout the world
- Carrying less LPG gas bottles leads to an increase of payload
- Less hassle to find supplies in foreign countries
- Reduced physical handling of heavy LPG gas bottles (2 x 14 kg gas bottles can weigh up to 54 kg)
- Heating whilst driving without any further expenses
- Thus, enjoying a warm cabin from the very first minute of your stay

Webasto – market leader when it comes to diesel heating

Every year, Webasto produces more than 1 million fuel operated heaters for all kinds of markets: car, truck, light-duty vehicles, off-highway, special vehicles, rail, bus, defense, recreational vehicles and marine. Quality, reliability and performance have always been our top priorities. We test our systems regularly in our own climatic test chambers against the highest quality standards, exposing them to varied and extreme temperatures and weather conditions. This enables us to adapt them perfectly to your motorhome needs.

Which heater for what application?

Dual Top Evo Integrated heaters



- Supply of warm air and hot water
- Designed to be installed outside the vehicle
- Precise and stepless cabin temperature control
- Very fast heat-up phase
- Low noise operation
- Perfect heat output even at high altitudes

Air Top Air heaters



- Supply of warm air to the cabin
- Short heating-up times thanks to effective output
- Available as a complete installation kit for quick and simple retrofitting
- Perfect heat output even at high altitudes (Automatic Altitude Adjustment)
- Low noise operation
- Very compact dimensions
- Can be installed outside the vehicle

Thermo Top Water heaters



- Heats the driver's cab and pre-heats the engine
- Can also be connected to the existing water heater system
- Supply of heat via the air outlets in the dash-board
- Space-saving installation in the engine room

Which heating product fits your demands?

Vehicle types	Camper		Semi-integrated		Top bank		Integrated		Over 7.5 t
	6.5 m	8 m	6.5 m	8 m	6.5 m	8 m	6.5 m	8 m	
Dual Top Evo									
Air Top 2000 STC									
Air Top Evo 40									
Air Top Evo 55									
Thermo Top Evo									
Thermo Pro 90									

■ Use as main heater ■ Use as additional heater alongside existing unit (e.g. LPG gas) ■ Use as additional heater or water heater

RV-specific demands require RV-specific heater scopes of delivery

Why should I choose an RV-specific scope of delivery?

Having absolutely satisfied customers in the long term is the objective of our RV scopes of delivery. Therefore we have significant differences between the heaters and applications in the RV market compared to other markets. These differences are illustrated below:

- 1

Easier to handle RV scopes of delivery
 - Plug & Play system: Ready to install
 - One order number for a complete kit
 - Reduction of purchasing and logistics efforts
 - New packaging logic of kits for faster and easier installation
- 2

Very low noise applications

Noise reduction accessories that sum up to a no noise kit like:

 - Specific RV dosing pumps: Operate at a very low noise level
 - Exhaust, combustion and heating air silencers reduce significantly noise emissions, ensuring peaceful nights for users and their neighbours
- 3

Differences to Webasto heaters designed for other markets

Air heaters designed for other markets start to idle when the target temperature is reached:

 - The side-effect:

End users feel a cold air flow from the outlets which makes them feel uncomfortable inside the vehicle
 - The solution:

RV-specific heaters are programmed differently. The idling effect is deactivated in all heaters inside the RV scopes of delivery to provide the best comfort for the user
- 4

External cabin temperature sensor is obligatory for RV applications

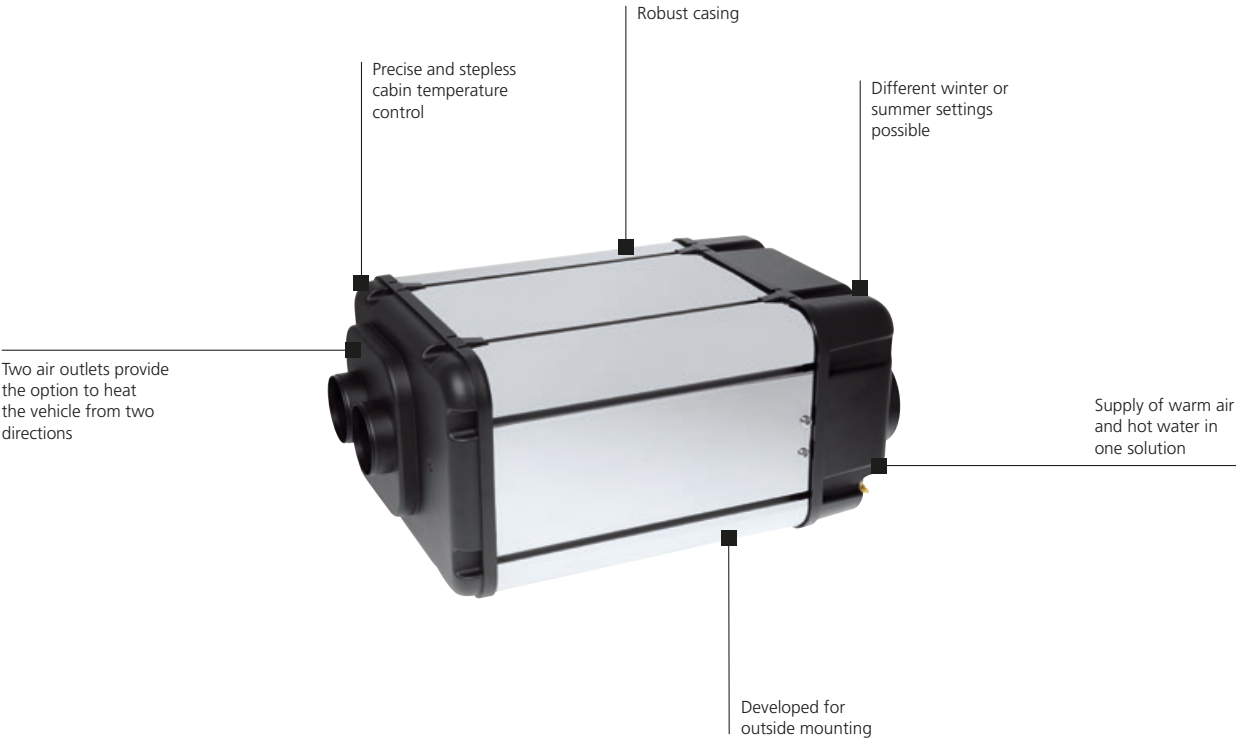
It is a standard in all RV scopes of delivery and provides additional advantages:

 - Target temperature inside is reached more accurately
 - Using the external cabin temperature sensor triggers the heater to stop the blower in stand-by mode
 - In addition, the power consumption is reduced significantly
- 5

Suitable for operation in high altitudes
 - Dual Top heaters are by default suitable for operation at higher altitudes
 - Integrated altitude sensor in Air Top Evo heaters guarantees optimum heat output at high altitudes
 - The MultiControl user interface allows to select an altitude operating mode for the Air Top 2000 STC

Integrated heaters

Webasto Dual Top Evo: The sophisticated integrated heater solution



The Dual Top Evo standard manual control

- Two knobs to choose operation mode and desired temperature
- Summer mode with either hot water at 40 °C or 70 °C
- Winter mode with air heating only or combined with hot water up to 70 °C
- Autodrain function of boiler
- Additional manual or automatic antifreeze function

Integrated heaters



- Dual Top Evo 6
- Dual Top Evo 8 with additional electrical heating

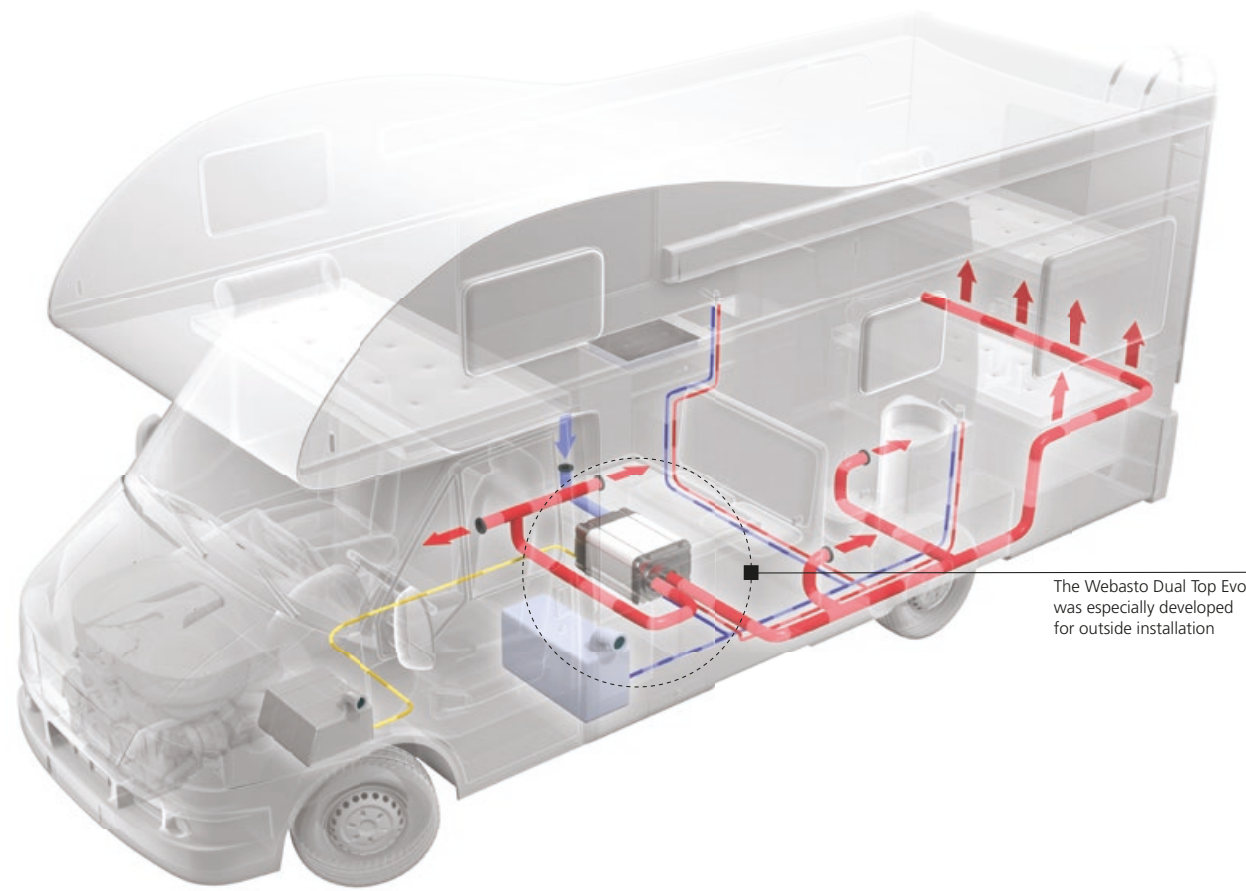
SEE PAGE 22

Technical specifications:

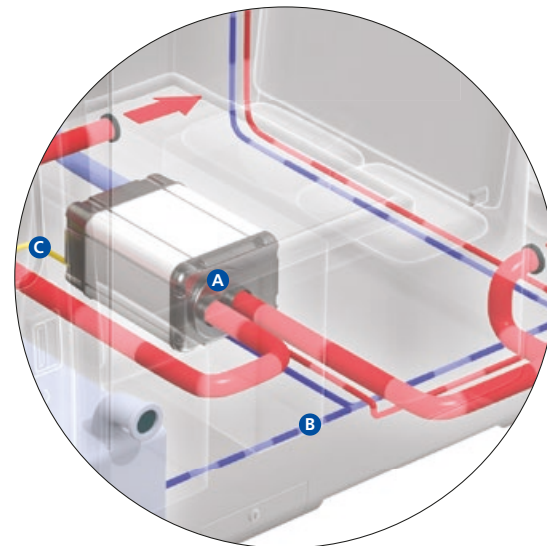
	Dual Top Evo 6	Dual Top Evo 8
Heating power (kW)	1.5 – 6.0	1.5 – 6.0
Additional power with electrical coil (kW)	–	1.0 – 2.0
Fuel	Diesel	Diesel
Fuel consumption (l/h)	0.19 – 0.66	0.19 – 0.66
Rated voltage (V)	12	12
Operating voltage range (V)	9 – 15	9 – 15
Rated power consumption (W)	15 – 65	15 – 65
Boiler capacity (l)	11	11
Air flow max. (m³/h)	230	230
Dimensions L x W x H (mm)	530 x 352 x 256	530 x 352 x 256
Weight (kg)	20	21

Integrated heaters

Application concept



- A** Warm air is heated up and distributed in the vehicle via two air outlets at the heater
- B** The domestic water boiler is connected directly to the fresh water tank
- C** Fuel lines lead to vehicle's tank or fuel return line




Integrated heaters

Advantages

The advantages of Webasto Dual Top Evo heaters

- Supply of warm air and hot water
- Heating Power from 1.5 kW to 8 kW (with electrical coil)
- Water temperature on demand: Eco water heating up to 40°C or Boost water heating up to 70°C
- Smooth blower and burner operation for low noise and fuel consumption
- Precise and stepless cabin temperature control
- Very fast heat-up phase
- Low noise operation
- 11 liter hot water boiler for long showers
- Designed to be installed outside the vehicle for maximum space inside
- Heating while driving allowed in all countries making hot water readily available at each stop
- Less weight through reduced need for LPG gas bottles



How Webasto Dual Top Evo heaters work

Webasto Dual Top Evo is an integrated air- and water heating system that operates efficiently and cost-effectively.

When the unit is switched on, the dosing pump feeds fuel from the vehicle fuel tank to the heater. Here the fuel is automatically ignited by means of a glow plug. In the combustion chamber, the flame heats up the heat exchanger. The unit takes air in from the outside for combustion purposes and the combusted exhaust is discharged to the outside.

During heating, the integrated fan takes in the cold air from inside of the vehicle and routes it through the unit. As the air flows through the heat exchanger, it heats up and is then distributed through the outlets back into the vehicle. The connected hot air ducting now spreads the air evenly throughout the vehicle interior. A temperature sensor constantly measures the interior temperature and automatically adapts the heating power output by adjusting the amount and temperature of air passing through the unit. For heating the vehicle evenly, Dual Top Evo has two outlets delivering the heated air.

The advantage here is that the vehicle can be heated from two directions, guaranteeing perfect warm air distribution.

All Dual Top Evo heaters have an 11-litre-capacity boiler where water is being heated up to 40° or 70°C. The Dual Top Evo also features a separate antifreeze mode that can be selected at the control panel and which ensures that the boiler and cabin temperatures remain above freezing point. If the water temperature falls below 6°C, the automatic drain function ensures that water is emptied from the boiler – even if the heating system is switched off. In addition, the boiler can be drained manually directly at the control panel.

On a campsite with access to electricity, Dual Top Evo versions with electrical coils can run either additionally or exclusively on 230 V electricity.

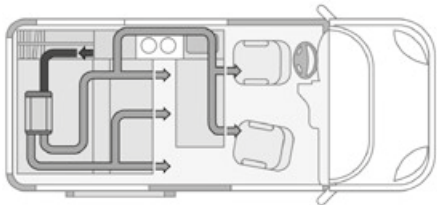
Integrated heaters

Dual Top Evo

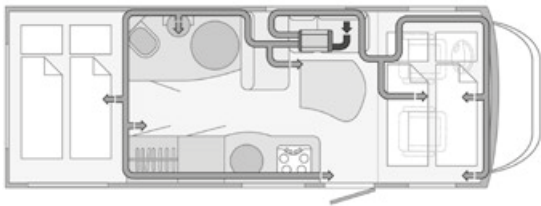


Dual Top Evo – Warm air and water

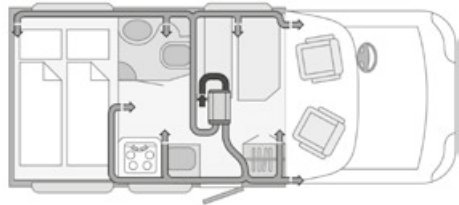
The Webasto Dual Top Evo is a multimode operation system to provide heating and hot water in all seasons. It can be installed outside the vehicle to free storage space.



The Dual Top Evo as well as the air intake can be positioned in the back. The heated air can be distributed directly through several outlets inside the living space.



Extracting heating air from an enclosure like a seat box can reduce the noise coming from the heating air ventilator. Especially in vehicles with several areas a number of air outlets positioned in different spots ensure an even distribution of heated air in the living spaces.



Mounting the air intake in a central area will provide an even air circulation throughout the interior. In addition both heater outlets are used in a similar way to distribute the heated air flow evenly in the cabin.

Technical specifications:

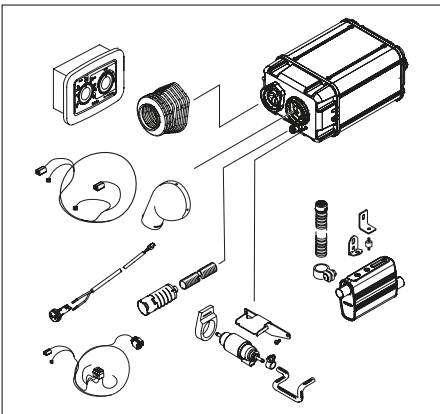
	Dual Top Evo 6	Dual Top Evo 8
Heating power (kW)	1.5 – 6.0	1.5 – 6.0
Additional power with electrical coil (kW)	–	1.0 – 2.0
Fuel	Diesel	Diesel
Fuel consumption (l/h)	0.19 – 0.66	0.19 – 0.66
Rated voltage (V)	12	12
Operating voltage range (V)	9 – 15	9 – 15
Rated power consumption (W)	15 – 65	15 – 65
Boiler capacity (l)	11	11
Air flow max. (m³/h)	230	230
Dimensions L x W x H (mm)	530 x 352 x 256	530 x 352 x 256
Weight (kg)	20	21

The advantages of the

Dual Top Evo:

- Saving space inside the vehicle
- Efficient and fast heat up
- Up to 6 kW of heating power with Diesel and additional 2 kW electrical with Dual Top Evo 8
- 3 year warranty (3rd year on parts)

Scopes of delivery



Dual Top Evo

External Temperature Sensor
Dosing Pump DP40
Extension Cable Harness Dosing Pump 7 m
Fuel Hose 5 m
Exhaust Silencer
Air-Intake Silencer
Kit Dual Top Rubber Bellow
Air Intake Cover
L-Mounting Brackets
Mounting Parts with Shock Absorbers
10 mm Pipe Connectors
Documentation
Dual Top Evo 6
Heater (Dual Top Evo 6)
Manual Control Panel
Extension Cable Control Panel 3 m
Cable Harness (Dual Top Evo 6)



Dual Top Evo 8

Heater (Dual Top Evo 8)
Digital Control Panel
Extension Cable Control Panel 3 m
Cable Harness (Dual Top Evo 8)



1

Order number

Dual Top Evo 6 STD AM	9020868D
Dual Top Evo 6 DP AM*	9021619C
Dual Top Evo 8 STD AM	9021004C
Dual Top Evo 8 DP AM*	9022028C

2

Mounting parts

The Dual Top Evo can be mounted inside and outside the vehicle. Please refer to the mounting parts section for more information.

3

Fuel extractor

The connection of the heater to the fuel system depends on the vehicle. Please select the right solution for your vehicle.

4

Air distribution

For the distribution of the hot air in your vehicle you need hoses, distributors and outlets. Please configure your air distribution system individually.

Note: Always screw the hot air ducting to the outlets at the heater for a safe application!

5

Water distribution

Choose the right components for each vehicle.

Note: Use quick adapters for all connections!

6

Accessories (optional)


For extension of your heating system you will find comfort-control elements as well as other installation and system components in the separate heating accessories catalog and a selection of components also in this catalog.

* The Diving Pump (DP) version units are specific for diving pump water systems. The standard units are suitable for pressure pump water systems only.

Please refer to our separate heating accessories catalog for our full range of accessories (see also page 9).

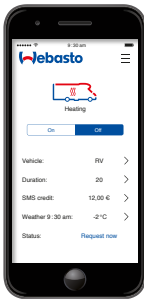
Air heaters

Air Top Evo: Perfect heat even in high altitudes!



MultiControl:

The MultiControl sets new standards in terms of its modern design and user-friendliness that allows fast and intuitive operation. It includes features like an immediate start button, the ventilation function and fault code display. You can program up to three start times per day for your heater which allows the best individual comfort.



ThermoCall App:

Even greater comfort with our innovative Webasto ThermoCall App. Run your water or air heater easily with a smartphone via App for iOS and Android device.

Air heaters



■ Air Top 2000 STC

SEE PAGE 28



■ Air Top Evo 40

SEE PAGE 30



■ Air Top Evo 55

SEE PAGE 32

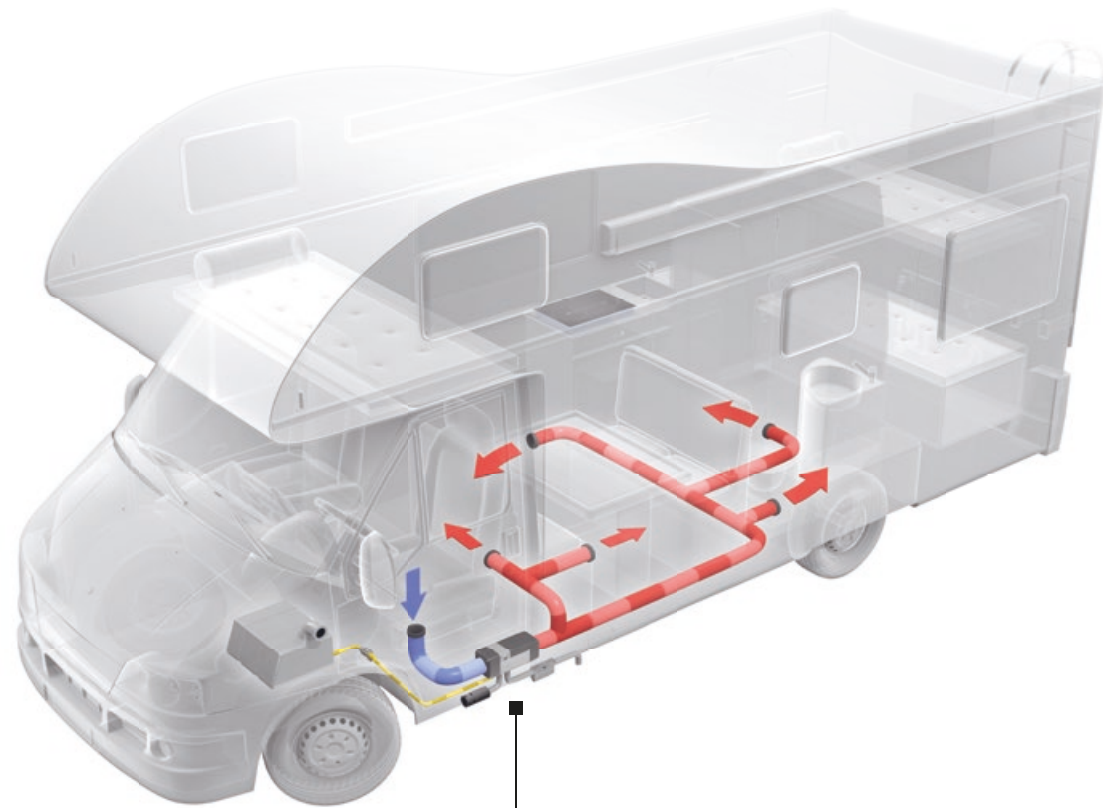
Technical specifications:

	Air Top 2000 STC		Air Top Evo 40	Air Top Evo 55
Heat power (kW)	0.9 – 2.0	1.0 – 2.0	1.5 – 3.5/4.0*	1.5 – 5.0/5.5*
Fuel	Diesel	Petrol	Diesel	Diesel
Fuel consumption (l/h)	0.12 – 0.24	0.14 – 0.27	0.18 – 0.43/0.49	0.18 – 0.61/0.67
Rated voltage (V)	12	12	12	12
Rated power consumption (W)	13 – 30	15 – 30	15 – 40/55	15 – 95/130
Air flow against 0.5 mbar (m³/h)	93	93	132/140	200/220
Dimensions L x W x H (mm)	310 x 120 x 118	310 x 120 x 118	423 x 148 x 162	423 x 148 x 162
Weight (kg)	2.6	2.6	5.9	5.9

* Boost power level for a maximum duration of 6 hrs (Air Top Evo 40) or 30 min (Air Top Evo 55)

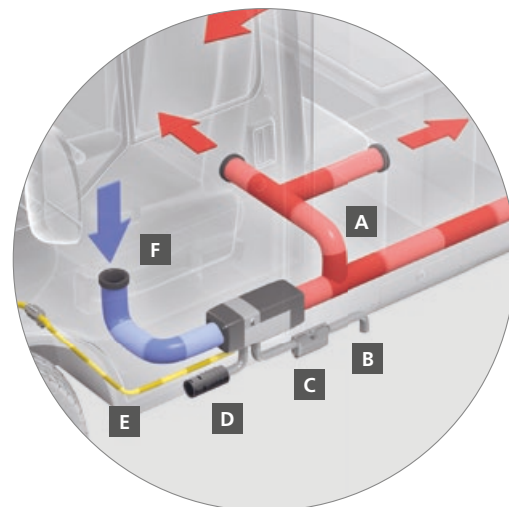
Air heaters

Application concept



Air heater can be installed inside or underneath the vehicle

- A** Hot air outlet: Hot air is distributed through a ducting system
- B** Exhaust pipe
- C** Silencer
- D** Combustion air intake
- E** Fuel supply leads to the vehicle fuel tank or fuel return line
- F** Fresh air intake



Air heaters

Advantages

The advantages of Webasto air heaters

- Optimum heat output at high altitudes thanks to altitude sensor (Evo range) and altitude mode integrated in MultiControl
- Heating power from 0.9 kW to 5.5 kW
- Very compact heater for easier and faster installation
- Smooth blower and burner operation for low noise and fuel consumption
- Hot air is channeled and distributed through the motor home, ensuring a constant temperature
- Precise and stepless cabin temperature control
- Very fast heat-up phase
- Low noise operation
- Diesel-fueled, directly fed from the tank
- More space inside due to the possibility of outside installation
- Heating while driving allowed in all countries



How Webasto air heaters work

When the unit is switched on, the dosing pump feeds fuel from the vehicle fuel tank to the heater. Here the fuel is automatically ignited by means of a glow plug. If combustion does not occur immediately, the unit automatically repeats the start-up procedure. In the combustion chamber, a flame is lit which heats up the heat exchanger. The unit takes air in from the outside for combustion purposes and the combusted exhaust air is discharged to the outside.

During heating, the integrated fan takes in the air to be heated through the inlet and feeds it through the unit. As the air flows through the heat exchanger, it heats up and is then distributed through the outlet.

The connected hot air pipes now spread the air evenly throughout the vehicle interior. Due to the unit's own separation of the combustion circuit from the heating circuit, there is no impairment of the quality of the hot air.

A temperature sensor constantly measures the interior temperature and automatically adapts the heating power output by adjusting the amount of air passing through the unit. In this way, the temperature selected by the user is rapidly reached and maintained at a constant level.

After the unit has been switched off, the combustion process is terminated in a controlled manner. For this purpose, the unit briefly goes into re-run mode to cool itself down. It is then immediately ready for restarting.

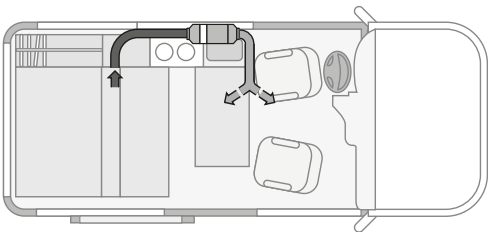
Air heaters

Air Top 2000 STC

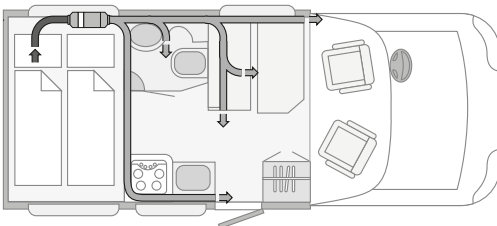


Air Top 2000 STC – quiet comfort

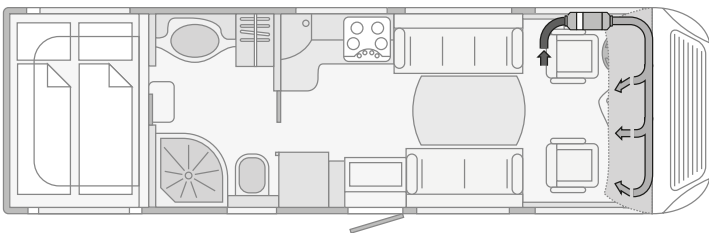
The quiet heater – the smallest air heater on the market.
It offers excellent heat output and optimal economy.



A simple air distribution system is recommended in small recreational vehicles. Heated air outlets and intake positioned as far as possible from each other ensure that the air is distributed uniformly.



The air intake system also heats the garage it operates in. An aperture returning air to the living space is then obligatory.



In large vehicles the Air Top 2000 STC is used as an additional heater for the front section for generating pleasant temperatures in this inadequately insulated area as well.

Technical specifications:

	Air Top 2000 STC	
Heating power (kW)	0.9 – 2.0	1.0 – 2.0
Fuel	Diesel	Petrol
Fuel consumption (l/h)	0.12 – 0.24	0.14 – 0.27
Rated voltage (V)	12	12
Rated power consumption (W)	13 – 30	15 – 30
Air flow against 0.5 mbar (m³/h)	93	93
Dimensions L x W x H (mm)	310 x 120 x 118	310 x 120 x 118
Weight (kg)	2.6	2.6

The advantages of the Air Top 2000 STC

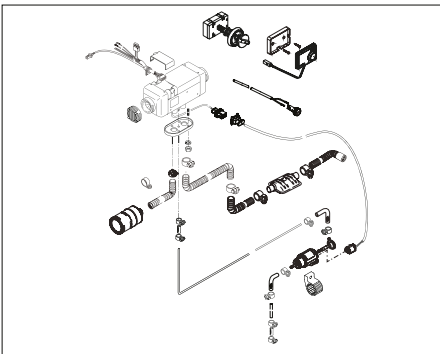
- Short heating-up times thanks to effective output
- Low operating costs
- Available as a complete installation kit for quick and simple retrofitting
- Very compact dimensions
- Silent fuel pump DP42 as standard

The Comfort Scope of delivery has the following additional advantages:

- MultiControl user interface is already included
- Altitude adjustment up to 2,200 m possible
- Additional functions like ventilation mode and timer included
- Even more silent

Now also available as petrol version

Scopes of delivery



Air Top 2000 STC

MAM Heater
External Temperature Sensor
Extension Dosing Pump Cable Harness 7 m
Fuel Hose 5 m
Dosing Pump DP42
Mounting Parts
Documentation
Standard Scope of Delivery (1)
Cable Harness
Small Air Intake Silencer with Hose 40 cm
Flex. Exhaust Tube 60 cm
Rotary selector switch
Standard Exhaust Silencer



Comfort Scope of Delivery (2)

Cable Harness
Big Air Intake Silencer with Hose 40 cm
Flex. Exhaust Tube 80 cm
MultiControl RV/MAR ATE with altitude mode
Thermo Top Exhaust Silencer



Altitude mode included

1

Order number

Air Top 2000 STC D 12 V RV Standard	9032154C
Air Top 2000 STC D 12 V RV Comfort	9032155C
Air Top 2000 STC P 12 V RV Standard	9037572A NEW
Air Top 2000 STC P 12 V RV Comfort	9037573A NEW

2

Mounting parts

For best mounting of each heater, please refer to our dedicated mounting accessories.

3

Fuel extractor

The connection of the heater to the fuel system depends on the vehicle. Please select the right solution for each vehicle.

4

Air distribution

For the distribution of the hot air in a motorhome, you need hoses, distributors and outlets. Please compose the air system individually.

5

Accessories (optional)

For extension of your heating system you will find comfortcontrol elements as well as other installation and system components in the separate heating accessories catalog and a selection of components also in this catalog.

Please refer to our separate heating accessories catalog for our full range of accessories (see also page 9).

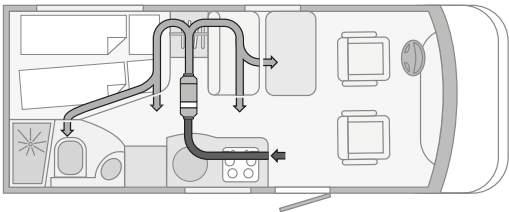
Air heaters

Air Top Evo 40

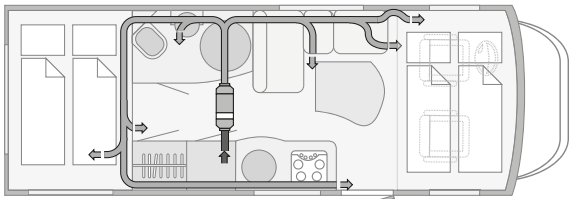


Air Top Evo 40 – efficient & silent

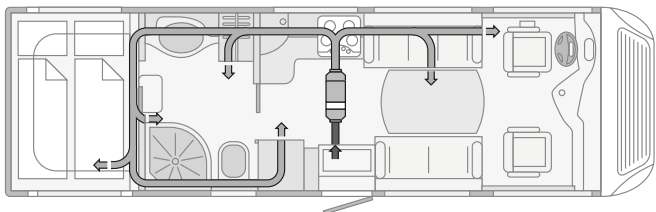
High-output, compact, quiet and up to 2,200 m altitude capability, the heater is ideally suited for the most rigorous requirements. For higher altitude requirements a heater up to 5,500 m altitude capability is available. It can be upgraded with the MultiControl panel to offer additional operation modes depending on individual heating requirements.



Depicted here is an underfloor heater operating in recirculated air mode with four outlets. The entrance area is heated indirectly by the intake line.



In top-bank vehicles the upper sleeping area should be heated with a separate outlet. The same is recommended for the garage.



In vehicles consisting of several separate areas a sufficient number of outlets must be installed for a uniform distribution of heat. The air intake is at a central location in the vehicle.

Technical specifications:

	Air Top Evo 40
Heating power (kW)	1.5 – 3.5/4.0*
Fuel	Diesel
Fuel consumption (l/h)	0.18 – 0.43/0.49
Rated voltage (V)	12
Rated power consumption (W)	15 – 40/55
Air flow against 0.5 mbar (m³/h)	132/140
Dimensions L x W x H (mm)	423 x 148 x 162
Weight (kg)	5.9

* Boost power level for a maximum duration of 6 hrs.

The advantages of the

Air Top Evo 40

- Up to 4.0 kW heat output
- Very low electrical power consumption thanks to Intelligent Blower Control
- Very silent operation thanks to low blower speed and silent fuel pump DP42
- Flame detection through exhaust gas temperature sensor
- Automatic altitude adjustment up to 2,200 m as a standard
- Additional available automatic high altitude adjustment up to 5,500 m
- Automatic cold start function for quick warm-up

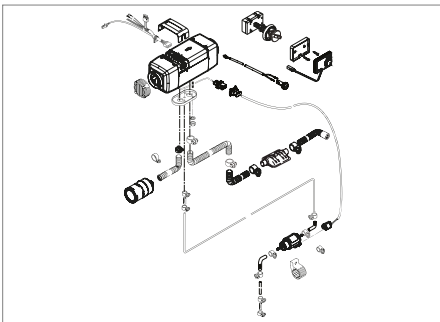
What is the Intelligent Blower Control?

Thanks to the control of several parameters, the heating regulation can optimize the heating output and the blower speed, resulting in:

- Low electrical consumption and low noise in regular operation (lower motor speed but same heat output)
- High heat output availability for applications with higher backpressure

Now also available with automatic altitude adjustment up to 5,500 m

Scopes of delivery



Air Top Evo 40

Heater with (Pressure) Altitude Sensor
RV Cable Harness with Integrated DP42 Cable
External Temperature Sensor 2.5 m
Fuel Hose 5 m
Air-Intake Silencer Air Top Evo
Dosing Pump DP42
Exhaust Silencer
Mounting Parts
Documentation
Standard Scope of Delivery
Turning Knob Control Panel
Flex. Air Intake Tube 30 cm
Extension Cable Harness Dosing Pump 3 m
Flex. Exhaust Tube 80 cm



Comfort Scope of Delivery

MultiControl RV/ MAR ATE
Flex. Air Intake Tube 50 cm
Extension Cable Harness Dosing Pump 5 m
Flex. Exhaust Tube 1.1 m



1

Order number

Air Top Evo 40 D 12 V RV Standard	9029235B
Air Top Evo 40 D 12 V RV Comfort	9029236C
Air Top Evo 40 D 12 V HA RV Comfort	9038982A NEW
HA = suitable for very High Altitudes of up to 5,500 m	

2

Mounting parts

For best mounting of each heater, please refer to our dedicated mounting accessories.

3

Fuel extractor

The connection of the heater to the fuel system depends on the vehicle. Please select the right solution for each vehicle.

4

Air distribution

For the distribution of the hot air in a motorhome, you need hoses, distributors and outlets. Please compose the air system individually.

5

Accessories (optional)

For extension of your heating system you will find comfortcontrol elements as well as other installation and system components in the separate heating accessories catalog and a selection of components also in this catalog.

Please refer to our separate heating accessories catalog for our full range of accessories (see also page 9).

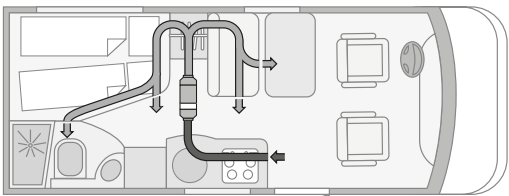
Air heaters

Air Top Evo 55

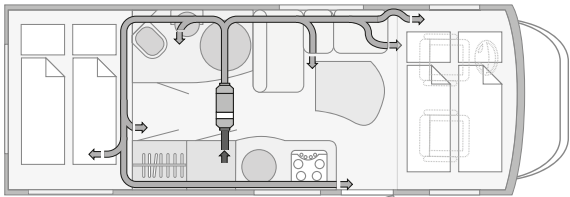


Air Top Evo 55 – efficient & silent for extreme conditions

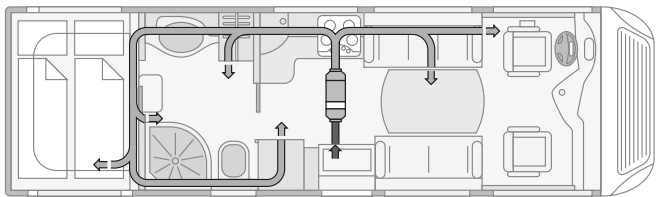
Extremely powerful, compact and quiet, this heater ensures a comfortable climate for larger motorhomes even under the harshest conditions and satisfies the most demanding requirements. It can be upgraded with the multi mode control panel to offer additional operation modes depending on individual heating requirements.



Depicted here is an underfloor heater operating in recirculated air mode with four outlets. The entrance area is heated indirectly by the intake line.



In top-bank vehicles the upper sleeping area should be heated with a separate outlet. The same is recommended for the garage.



In vehicles consisting of several separate areas a sufficient number of outlets must be installed for a uniform distribution of heat. The air intake is at a central location in the vehicle.

Technical specifications:

	Air Top Evo 55
Heating power (kW)	1.5 – 5.0 / 5.5*
Fuel	Diesel
Fuel consumption (l/h)	0.18 – 0.61 / 0.67
Rated voltage (V)	12
Rated power consumption (W)	15 – 95 / 130
Air flow against 0.5 mbar (m³/h)	200 / 220
Dimensions L x W x H (mm)	423 x 148 x 162
Weight (kg)	5.9

* Boost power level for a maximum duration of 30 min.

The advantages of the

Air Top Evo 55

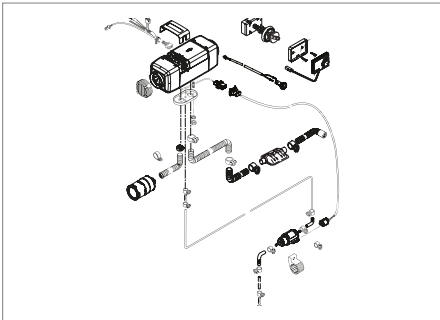
- Up to 5.5 kW heat output
- Very low electrical power consumption thanks to Intelligent Blower Control
- Very silent operation thanks to low blower speed and silent fuel pump DP42
- Flame detection through exhaust gas temperature sensor
- Automatic altitude adjustment up to 2,200 m as standard
- Automatic cold start function for quick warm-up
- Compatible with MultiControl digital control panel

What is the Intelligent Blower Control?

Thanks to the control of several parameters, the heating regulation can optimize the heating output and the blower speed, resulting in:

- Low electrical consumption and low noise in regular operation (lower motor speed but same heat output)
- High heat output availability for applications with higher backpressure

Scopes of delivery



Air Top Evo 55

Heater with (Pressure) Altitude Sensor
RV Cable Harness with Integrated DP42 Cable
External Temperature Sensor 2.5 m
Fuel Hose 5 m
Air-Intake Silencer Air Top Evo
Exhaust Silencer
Dosing Pump DP42
Mounting Parts
Documentation

Standard Scope of Delivery

Turning Knob Control Panel
Flex. Air Intake Tube 30 cm
Extension Cable Harness Dosing Pump 3 m
Flex. Exhaust Tube 80 cm



Comfort Scope of Delivery

MultiControl RV/MAR ATE
Flex. Air Intake Tube 50 cm
Extension Cable Harness Dosing Pump 5 m
Flex. Exhaust Tube 1.1 m



1

Order number

Air Top Evo 55 D 12 V RV Standard **9029244B**
Air Top Evo 55 D 12 V RV Comfort **9029245C**

2

Mounting parts

For best mounting of each heater, please refer to our dedicated mounting accessories.

3

Fuel extractor

The connection of the heater to the fuel system depends on the vehicle. Please select the right solution for each vehicle.

4

Air distribution

For the distribution of the hot air in a motorhome, you need hoses, distributors and outlets. Please compose the air system individually.

5


Accessories (optional)

For extension of your heating system you will find comfortcontrol elements as well as other installation and system components in the separate heating accessories catalog and a selection of components also in this catalog.


Please refer to our separate heating accessories catalog for our full range of accessories (see also page 9).

Water heaters

Thermo Top Evo: The popular parking heater adapted to RV needs



Water heaters




Technical specifications:

	Thermo Top Evo	Thermo Pro 90	eThermo Top Eco New
Heating power (kW)	2.5 – 5.0	1.8 – 7.6/9.1	2.0/3.0
Fuel	Diesel	Diesel	230 V ~
Fuel consumption (l/h)	0.31 – 0.62	0.15 – 0.9/1.1	–
Rated voltage (V)	12	12	12 – 14
Operating voltage range (V)	11 – 16.5	10.5 – 16	220 – 230
Rated power consumption (W)	12 – 33	37 – 83/90	–
Dimensions L x W x H (mm)	218 x 91 x 147	355 x 131 x 232	181 x 91 x 133
Weight (kg)	2.1	4.9	1.2

Water heaters

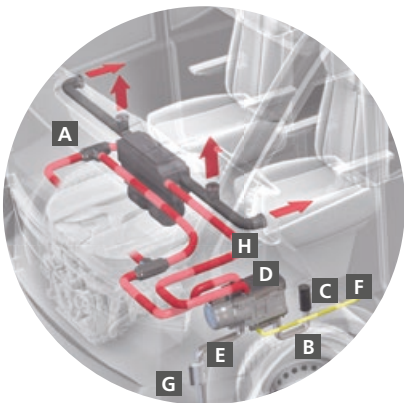
Application concept



The water heater saves space by being installed in the engine compartment

The Thermo Top Evo can also be integrated into the existing water heating system.

- A Check valve
- B Combustion air intake
- C Intake silencer
- D Water pump and water input
- E Exhaust pipe
- F Fuel pipe to vehicle fuel tank or to fuel return pipe
- G Exhaust silencer
- H Hot water output



Water heaters

Advantages

The advantages of a Webasto water heater

- Supply of warmth via the air outlets in the dash board (Thermo Top Evo)
- Cabin heating and optional pre-heating of the engine
- Heating power up to 5 kW or up to 9 kW
- Less emissions due to engine pre-heating
- Very fast heat-up phase
- Quiet-running, low noise operation
- Diesel-fueled, directly fed from the tank

How Webasto water heaters work


When the unit is switched on, the dosing pump feeds fuel from the vehicle fuel tank to the heater. Here the fuel is automatically ignited by means of a glow plug. If combustion does not occur immediately, the unit automatically repeats the start-up procedure. In the combustion chamber a flame is lit which heats up the heat exchanger. The unit takes air in from the outside for combustion purposes and the combusted exhaust air is discharged to the outside.

During heating an internal circulation pump feeds the water glycol mixture through the unit. As the water glycol mixture flows through the heat exchanger, it heats up. In the connected water circulation system, heat exchangers then transfer the energy to the interior and the engine.

Once the vehicle interior or engine has warmed up, the heat requirement is reduced and the water temperature continues to rise. At a pre-set temperature threshold the unit reduces output at this moment or goes into standby mode.


The heating procedure automatically restarts when the water temperature drops below a certain level. The unit thus adapts the heat output automatically to the heat requirement.

After the unit has been switched off, the combustion process is terminated in a controlled manner. For this purpose, the unit briefly goes into re-run mode to cool itself down. It is then immediately ready for restarting.



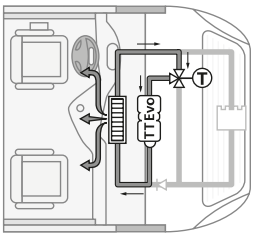
Water heaters

Thermo Top Evo

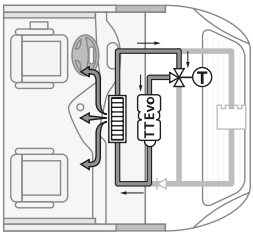


Thermo Top Evo

The Thermo Top Evo is the combination of the popular Webasto parking heater adapted to the specific needs of RV enthusiasts. It allows unlimited heating and offers the double function of heating the cabin and preheating the engine.



The Thermo Top Evo preheats automatically the cabin and the motor:
First, the hot water circulates in the vehicle's water circuit, thus heating up the cabin. All available heat is transferred via the vehicles' blower system to the driver's cabin.



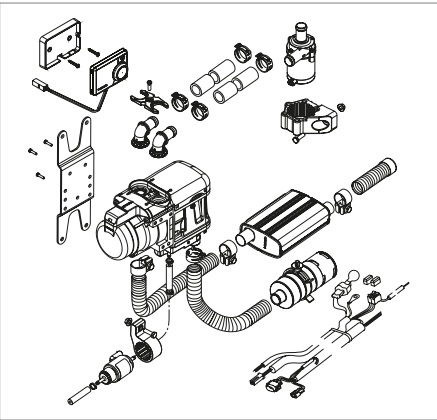
When the cabin is warm enough, the thermostat valve opens and the engine is also heated up by the hot water. The effect can even be increased by reducing the blower speed at the air outlets to a minimum.

- The Advantages of the Thermo Top Evo:
- Stepless heating power adjustment between 2.5 and 5 kW
 - Smallest heater on the market
 - More comfort in the front of the vehicle thanks to warmth supplied via the air outlets in the dashboard
 - Operated by the MultiControl
 - Very fast heat-up phase
 - Low noise

Technical specifications:

	Thermo Top Evo
Heating power (kW)	2.5 – 5.0
Fuel	Diesel
Fuel consumption (l/h)	0.31 – 0.62
Rated voltage (V)	12
Operating voltage range (V)	11 – 16.5
Rated power consumption (W)	12 – 33
Dimensions L x W x H (mm)	218 x 91 x 147
Weight (kg)	2.1

Scopes of delivery



Thermo Top Evo

Basic Scope of Delivery
Heater (Thermo Top Evo)
Cable Harness
Dosing Pump DP42
Exhaust Silencer
Combustion air silencer
Mounting Parts
Documentation
Circulating pump 4847
MultiControl Thermo Top
Installation kit
Heater bracket
Coolant hoses
Fuel line
Combustion air hose
Exhaust pipe
Thermostatic valve
Non-return valve

1 Basic heater scope of delivery

Thermo Top Evo D 12 V RV Basic 9034942A

2 Installation kit

In order to perform a complete application, a vehicle specific installation kit is needed in addition to the Basic scope of delivery.

Thermo Top EVO RV universal standard kit 9035972A
Thermo Top EVO Fiat Ducato MC MY17 1325657A
(covers engines 2,3 JTD 96KW and 109 kW AAC and AC manual)
Thermo Top Evo Iveco Daily MC MY17 1326237A

For the latest list of available vehicle specific installation kits please contact your Webasto Service Center.

3 Mounting parts

For best mounting of each heater, please refer to our dedicated mounting accessories.

4 Accessories (optional)

For extension of your heater system you will find comfort control elements as well as other installation and system components in the separate heating accessories catalog as well as in this catalog.

Please refer to our separate heating accessories catalog for our full range of accessories (see also page 9).

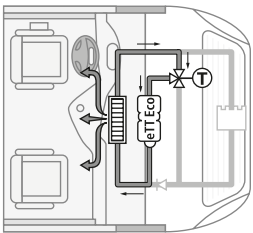
Water Heaters

eThermo Top Eco



eThermo Top Eco

Extremely small dimensions and weight, the electrical heater eThermo Top Eco convinces with no emission in operation. The pure electrical heater will operate with the 230 V network of the vehicle. A further highlight of the heater is the integrated smart trickle charge function of the vehicle's battery.



The eThermo Top Eco preheats automatically the cabin and the motor:
First, the hot water circulates in the vehicle's water circuit, thus heating up the cabin. All available heat is transferred via the vehicles' blower system to the driver's cabin.

The Advantages of the eThermo Top Eco:

- No emissions in operation
- Extremely small and light, weighting only 1.2 kg
- Trickle charge function of the vehicle's battery
- Very fast heat-up phase

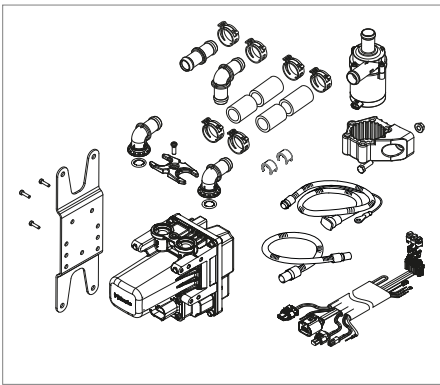


Technical specifications:

	eThermo Top Eco 20 P New	eThermo Top Eco 30 P New
Heating power (kW)	2	3
Fuel	electrically powered	electrically powered
Power supply (V) (50 Hz)	230	230
Required power supply amperage (A)	≥ 10	≥ 16
Output voltage (V)	12 – 14	12 – 14
Electrical power input @230 V (kW)	2	3
Battery charge function* (W)	25	25
Dimensions L x W x H (mm)	181 x 91 x 133	181 x 91 x 133
Weight (kg)	1.2	1.2

* Depending on thermal load and ambient conditions to supply power to circulation pump and vehicle fan and protect against battery discharge.

Scopes of delivery



eThermo Top Evo

Basic Scope of Delivery

Heater (eThermo Top Eco)
Cable Harness
Mounting Cable
Mounting Parts
Documentation
Circulating Pump 4847

Installation kit

Heater Bracket
Wiring Harness Fan Control
Wiring Harness Relay Fuse Holder
Coolant Hose 2 m
Connecting Pipes Water
Mounting Parts Water

Technical Information

Additional kit

Wiring Harness Gateway LIN PWM
Wiring Harness AC Control
Wiring Harness Micro Relay
Wiring Harness PWM Control
Bag Electric 12 V AAC (incl. Gateway LIN PWM)

1

Basic heater scope of delivery

eThermo Top Eco 20 P Basic New **1330002A**
eThermo Top Eco 30 P Basic New **1330003A**

2

Installation kit

In order to perform a complete application the Mounting Part Set is needed in addition to the Basic scope of delivery.

Basic Mounting Part Set eThermo Top Eco P **1330001A**

3

Additional Kit (Optional)

For the manual AC or automatic AC control of the flaps the Electric kit is needed.

Electric 12 V AC / Automatic AC **1330005A**

4

Control elements (Optional)

The heater is easily activated by providing 230 V power to it. This may be achieved e.g. via a switch and a relay or by using a timer.

5

Mounting parts

For best mounting of each heater, please refer to our dedicated mounting accessories.

6

Accessories (optional)

For extension of your heater system you will find control elements as well as other installation and system components in the separate heating accessories catalog as well as in this catalog.

Please refer to our separate heating accessories catalog for our full range of accessories (see also page 9).

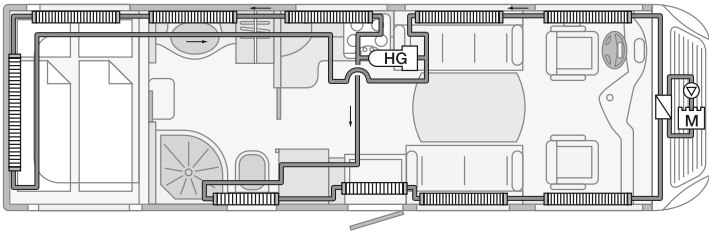
Water heaters

Thermo Pro 90



Thermo Pro 90

The Thermo Pro 90 enables the pre-heating of the passenger compartment in medium to large vehicles and optional engine pre-heating.



When several convectors are applied, a parallel distribution should be chosen. That way you ensure that even the last convector is still performing perfectly.

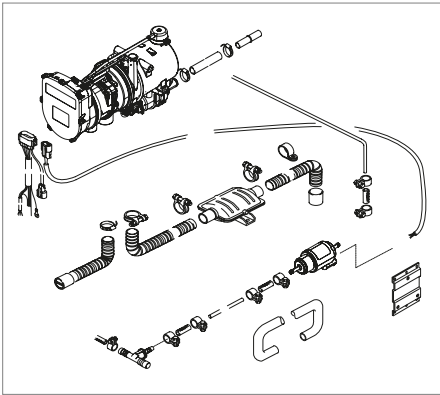
The advantages of the Thermo Pro 90

- Wide heating power range from 1.8 to 9.1 kW
- Low weight, compact design
- High operational readiness of vehicles even at low temperatures
- Automatic altitude adjustment up to 3,500 m

Technical specifications:

	Thermo Pro 90
Heating power (kW)	1.8 – 7.6/ 9.1
Fuel	Diesel
Fuel consumption (l/h)	0.15 – 0.90/1.1
Rated voltage (V)	12
Operating voltage range (V)	10.5 – 16
Rated power consumption (W)	37 – 83/90
Dimensions L x W x H (mm)	355 x 131 x 232
Weight (kg)	4.9

Scopes of delivery



Thermo Pro 90

Basic Heater
Dosing pump DP42
Documentation
Mounting kit Standard
Exhaust system with exhaust silencer
Wiring harness with fuse holder
Extension wiring harness for dosing pump 5 m
Fuel hose 6 m
Combustion system with air intake silencer
Mounting parts

1

Order number

Thermo Pro 90 D 12 V Basic	9023075C
Mounting Kit Thermo Pro 90 12 V Standard	9024620A

2

User interface

To control the heater please chose a user interface such as a switch or a timer from the accessory catalog.

3

Water system

For distribution and conversion of heat within the vehicle, you need additional pipes, valves etc.

4

Accessories (optional)

For extension of your heater system you will find comfort control elements as well as other installation and system components in the separate heating accessories catalog as well as in this catalog.

Please refer to our separate heating accessories catalog for our full range of accessories (see also page 9).



Webasto hybrid solutions

Hybrid solutions: The best use of diesel & gas 46

Hybrid solutions	
Advantages and application concept	48
Hybrid 5 and Hybrid 7	49

Hybrid solutions: The best use of diesel & gas



The best combination of diesel & gas:
A powerful diesel-fueled heater for quick warmth inside the cabin in combination with a high-performing gas boiler for hot water.

A partnership for innovative solutions

Webasto and Whale – two companies with complementary fields of expertise – are now working together to provide the best solutions for the RV and caravanning market. Both companies are recognized for the high quality of their products and their focus on product innovations. The collaboration scope includes product developments and product integration to be in position to offer complete system solutions to our customers in Continental Europe.

Hybrid solutions: Why can they be very attractive?

It starts with strong facts:

- Typically, 88% of LPG gas is used for cabin heating in winter. Heating with gas leads to the need of heavy gas stock on board and possibly frequent tedious exchange of gas bottles.
- With integrated systems (cabin heating and hot water) the performance always suffers, when both functions are used at the same time, leading to increasing lead times for hot water.

The best use of diesel & gas:

Hybrid solutions, the combination of a diesel-powered cabin heater and a gas water heater, fully dedicated to their respecting function, eliminate these strong inconveniences.

In addition, with the Webasto hybrid solutions, you can save valuable weight and space inside.

Webasto Air Top Evo



Whale Expanse



Hybrid solutions

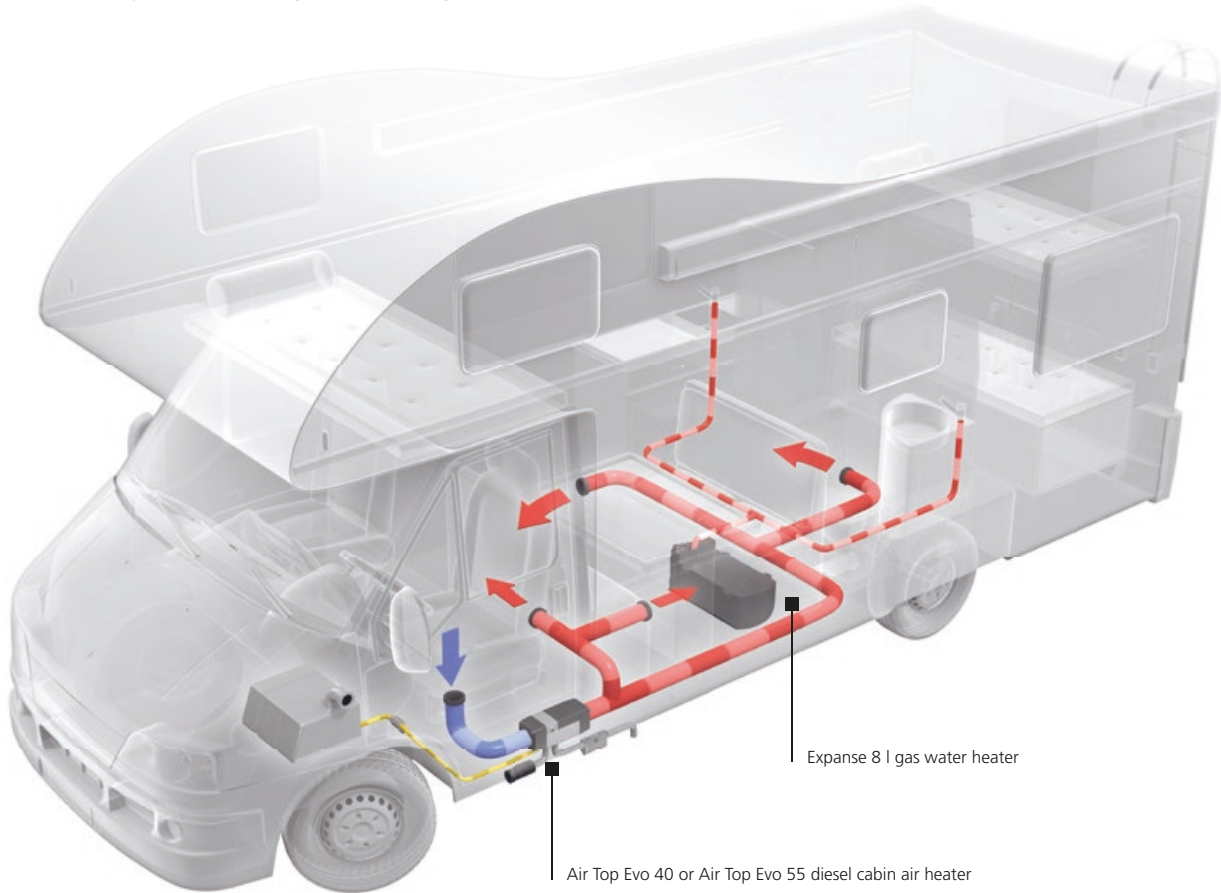
Advantages and application concept

Advantages for RV manufacturers

- Space saving installation: The system can be mounted outside the vehicle so no space for a heater needs to be reserved inside the vehicle
- Reduction of weight: Because of the combination of diesel-fueled cabin heating and gas-operated sanitary water heating system, less gas is needed on board (e.g. only one 11 kg bottle or two 5 kg bottles)
- Easy installation in existing layouts without furniture adaptations
- High flexibility in layout definition thanks to complete underfloor installation
- Almost double your power/weight ratio (W/kg)

Advantages for RV users

- Quick heat-up times thanks to the power-boost function
- More cabin space available
- Global Webasto dealer network
- High system heating power (5 or 7 kW)
- Heating power always 100% available for both functions: cabin heating and hot water
- High hot water availability even in winter times
- Increase of payload (more than 20 kg)
- Gas bottle lasts much longer



Hybrid Panel

Hybrid solutions

Hybrid 5 and Hybrid 7

Two smart solutions

Choose between our Hybrid 5 and Hybrid 7 Solution:

- With the Hybrid 5 version you get a total heat output of 4 kW with your Webasto Air Top and 1.35 kW with your Whale Water Heater.
- With the Hybrid 7 version you get a total heat output of 5.5 kW with your Webasto Air Top and 1.35 kW with your Whale Water Heater.

Order numbers

9029235B

Air Top Evo 40 D 12 V RV Standard

9029236C

Air Top Evo 40 D 12 V RV Comfort



Air Top Evo 40

or



Air Top Evo 55

+

Order numbers

WH0802

Rapid Heat (8L) gas & electric water heater

WH0822

Rapid Heat (8L) gas only water heater



Rapid Heat boiler

or



Expanse boiler

Order numbers

9029244B

Air Top Evo 55 D 12 V RV Standard

9029245C

Air Top Evo 55 D 12 V RV Comfort

Order numbers

WW08210C

Expanse Gas Boiler Onboard

WW0801UC

Expanse Gas Boiler Underfloor

WW0821UC

Expanse Gas Boiler Underfloor

Technical specifications:

	Air Top + Rapid Heat boiler		Air Top + Whale Expanse boiler	
	Hybrid 5	Hybrid 7	Hybrid 5	Hybrid 7
Heating power (kW)				
Cabin air heater	1.5 – 4	1.5 – 5.5	1.5 – 4	1.5 – 5.5
Water heater	1.25	1.25	1.35	1.35
Diesel consumption (l/h)	0.18 – 0.49	0.18 – 0.67	0.18 – 0.49	0.18 – 0.67
Gas consumption (g/h)	93	93	98	98
Rated voltage (V)	12	12	12	12
Rated power consumption				
Cabin air heater (W)	15 – 55	15 – 130	15 – 55	15 – 130
Water heater (A)	max. 0.36	max. 0.36	max. 0.48	max. 0.48
Air flow (m³/h)	140	220	140	220
Water capacity (l)	8.5	8.5	8	8
Approximate water heat up times (15 to 70 °C) (min.)	33	33	26	26
Dimensions L x W x H (mm)				
Cabin air heater	423 x 148 x 162	423 x 148 x 162	423 x 148 x 162	423 x 148 x 162
Water heater	391 x 412 x 267	391 x 412 x 267	522 x 262 x 229	522 x 262 x 229
Weight (kg)				
Cabin air heater	5.9	5.9	5.9	5.9
Water heater	8	8	4.5	4.5

Please refer to the Whale catalog for a full range of accessories.



Main accessories for heating systems

Hot air ducting	52
Exhaust and fuel system	62
Control elements	68
Mounting parts	70
Electrical accessories	72
Diagnostics	74

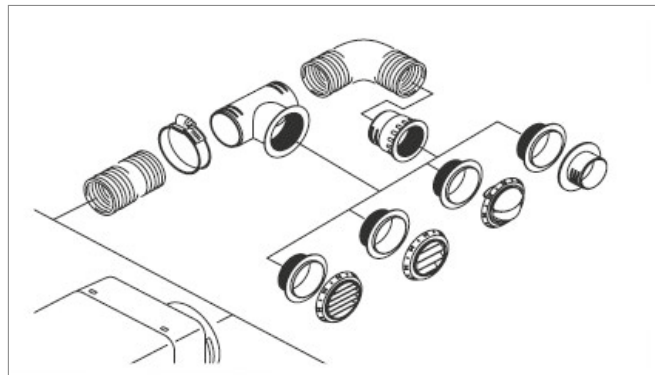
Hot air ducting

Webasto offers the whole range for professional air ducting in recreational vehicles. High quality components combined with high flexibility to fit any application, this is what the Hot Air Ducting System (HADS) stands for!



The advantages:

- Full range of mounting parts needed for any application
- Coloured air outlets, black, white, grey and brown fitting to any interior
- Fast mounting without screws possible
- Direct mounting on the wall possible (screws not visible in vehicle)
- Same design for the air outlets 60 mm and 90 mm
- Fast and easy installation, also in small spaces
- High flexibility with reduction parts diameter 90/80 and 90/60



More features:

- High temperature resistance from -40°C up to +140°C
- PA.6.6 GF30 glass fibre reinforced synthetic material
- Multiple combination possibilities to suit any application

Webasto is not liable for applications made with non-Webasto air ducting parts, especially for parts not guaranteeing high temperature resistance.

Hot air ducting

Air ducting combination possibilities:

Heaters

Ducting parts

Ducting

Outlets

The diagram illustrates the following components and their dimensions:


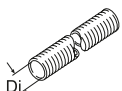
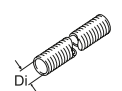




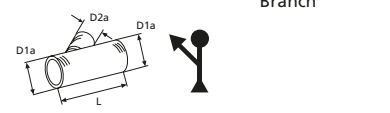
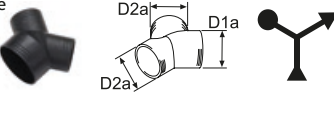
- Heaters:**
 - Dual Top Evo: 80, 90
 - Air Top Evo: 90
 - Air Top 2000 STC: 60
- Ducting parts:**
 - Ducting isolated: 80, 90
 - T-Parts: 60, 90
 - T-Parts for outlets: 60
 - Elbows: 90
 - Reducers: 60, 80
 - Y-pieces: 60, 90
 - Connectors: 60
 - Junctions: 60, 80, 90
 - Muffles: 60
 - Y-pieces (bottom): 60, 80, 90
 - Wall pipe adapters: 60
- Ducting:**
 - Ducting: 80, 90
 - Ducting: 90
 - Ducting: 60
- Outlets:**
 - Outlet 45°: 60
 - Outlet 90°: 60
 - Outlet closeable: 60
 - Endcaps: 60

Please refer to our separate heating accessories catalog for our full range of accessories (see also page 9).

Hot air ducting

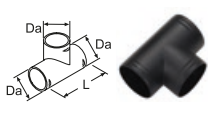
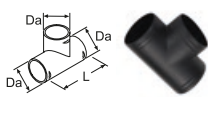
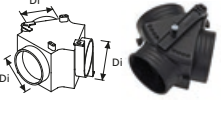






Air flow resistance calculation

In order to ensure a correct application with correct air ducting system, a continuous main line with openings that cannot be closed must be ensured. When branches are used, the lines branching off the main line are not taken into account. As a result, the branches can also be designed in a way to be closed. The following table lists several air ducting parts. The sum of resistance points must not exceed the maximum number of resistance points for each air heating model.

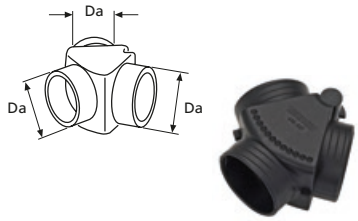

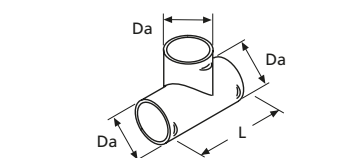
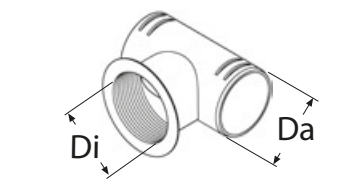
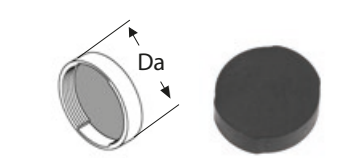
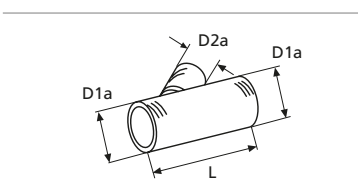
	50/60 mm inlet			80/90 mm inlet		
	Dim. in mm	Points	Id.	Dim. in mm	Points	Id.
 Intake grill/grille	60	24	1320163A	90	65	1310581A
 Flexible tubing per meter	55	30	various	80	27	various
	60	27	various	90	25	various
 Elbow in flexible tube	55	10	various	80	7	various
	60	8	various	90	6	various
 Reducing adapter	60>55	27	1320127A	90>60	211	1320760A
	–	–	–	90>80	45	1320925A
 Hose connector	55	12	1319473A	80	5	1319476A
	60	10	1320469A	90	5	1319869A
 Elbow in tube	–	–	–	80	50	1319272A
	–	–	–	90	77	1320706A
 Branch	60/60/60	9	1320472A	90/60/90	8	1320707A
 Branch	60/60/60	21	1320472A	80/80/80	50	1319315A
 Y-piece	–	–	–	80/55/55	230	1320753A
	–	–	–	80/60/60	201	1320471A
	–	–	–	90/80/80	50	1320375A
	–	–	–	90/90/90	42	1320470A

Hot air ducting

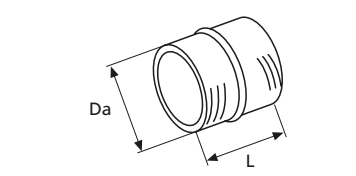
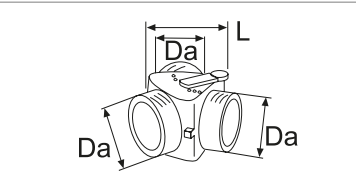
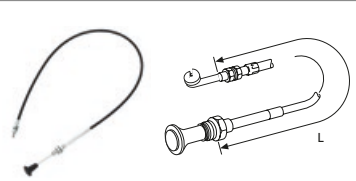

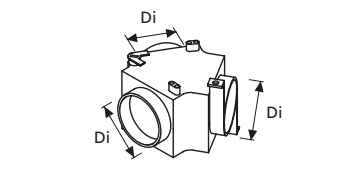
Air flow resistance calculation

	50/60 mm inlet			80/90 mm inlet		
	Dim. in mm	Points	Id.	Dim. in mm	Points	Id.
 T-piece	60/60/60	13	1320474A	90/90/90	13	1320473A
 T-piece	60/60/60	63	1320474A	90/90/90	61	1320473A
 Distributor with control valve	60/60/60	20	1320352A	–	–	–
	55/55/55	19	1319224A	90/90/90	21	1320926A
 Threaded T-piece	60/60/60	8	1320476A	90/60/90	11	1320475A
 Threaded T-piece	60/60/60	36	1320476A	90/60/90	254	1320475A
 Closeable air outlet	Ø 60/black	59	1320206A	–	–	–
	Ø 60/white	59	1320207A	Ø 90/white	50	1320713A
	Ø 60/grey	59	1320937A	Ø 90/black	50	1320355A
	Ø 60/brown	59	1320208A	Ø 90/grey	50	1320714A
 Outlet	Ø 60/45°/black	139	1320204A	–	–	–
	Ø 60/45°/white	139	1320205A	Ø 90/45°/black	134	1320709A
	Ø 60/45°/grey	139	1320933A	Ø 90/45°/white	134	1320710A
	Ø 60/45°/brown	139	1320761A	Ø 90/45°/grey	134	1320354A
 Outlet	Ø 60/90°/black	35	1320934A	–	–	–
	Ø 60/90°/white	35	1320935A	Ø 90/90°/black	33	1320932A
	Ø 60/90°/grey	35	1320936A	Ø 90/90°/white	33	1320712A
	Ø 60/90°/brown	35	1320762A	Ø 60/90°/grey	33	1320711A
 Wall socket	60	10	1320923A	–	–	–
	–	–	–	90	12	1320924A

Hot air ducting

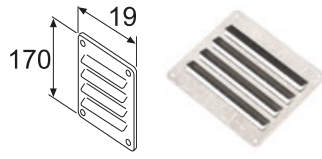


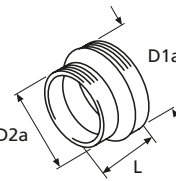
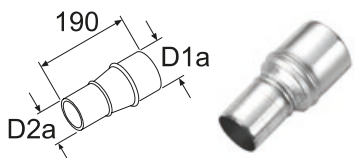
		Air Top 2000 STC	Air Top Evo 40/55	Dual Top Evo	Order number
Distributor 	Distributor Y-piece				
	Da = 80 Plastic, black		■	■	1319212A
	Distributor Y-piece				
	D1a = 60, D2a = 60	■	■	■	1320814A
	D1a = 90, D2a = 80		■	■	1320375A
	D1a = 90, D2a = 90		■	■	1320470A
	D1a = 80, D2a = 60		■	■	1320471A
	Plastic, black				
	T-piece				
	Da = 60	■	■	■	1320474A
	Da = 90		■	■	1320473A
	L = 110, 90°, plastic, black				
	T-piece with thread				
	Di = 60, Da = 60	■	■	■	1320476A
	Di = 60, Da = 90		■	■	1320475A
	90°, plastic, black, with thread				
	End Cap				
	Da = 60	■	■	■	1320477A
	Da = 90		■		1319870A
	Plastic, black				
	Junction fitting				
	D1a = 60, L = 145	■	■	■	1320472A
	D1a = 90, L = 146		■	■	1320707A
	D2a = 60, 45°, plastic, black				

Hot air ducting


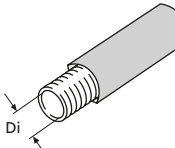
		Air Top 2000 STC	Air Top Evo 40/55	Dual Top Evo	Order number
Distributor 	double fitting				
	Da = 60, L = 50	■	■	■	1320469A
	Da = 80, L = 75		■	■	1319476A
	Da = 90, L = 50		■	■	1319869A
	Plastic, black, to connect flexible pipes				
	Distributor				
	Da = 55, L = 95	■	■	■	1319224A
	Da = 80, L = 124		■	■	1319214A
	Plastic, black, with remote control flap				
	Control device for distributor				
	L = 850	■	■	■	1320785A
	L = 1,500	■	■	■	1320786A
	For Distributor 1319224A and 1319214A				
	Bracket				
	For control device 1320785A and 1320786A	■	■	■	1319688A
	Distributor				
	Di = 60	■	■	■	1320352A
	Di = 90		■	■	1320926A
	Plastic, black, with remote control flap				

Hot air ducting


		Air Top 2000 STC	Air Top Evo 40/55	Dual Top Evo	Order number
Distributor 	Control device for distributor				
	L = 2,000, for Distributor 1320352A and 1320926A	■	■	■	1319868A

		Air Top 2000 STC	Air Top Evo 40/55	Dual Top Evo	Order number
Air intake 	Louvre plate				
	L = 190, H = 170, aluminium	■	■	■	1319269A
	Protection grille				
	Di = 60	■			1320163A
	Di = 90		■		1310581A
Plastic, black, for air intake and outlet of heater					
	Protection grille				
	Di = 60, rubber, for air intake of heater	■			1320173A
	Reducer for air hose				
	D1a = 60, D2a = 55, L = 35	■			1320127A
	D1a = 90, D2a = 80, L = 45		■	■	1320185A
Plastic, black, for flexible pipe					
	Reducer pipe				
	D1a = 80, D2a = 60, L = 190, steel corrosion-resistant, for flexible pipe		■	■	1319312A

Hot air ducting

		Air Top 2000 STC	Air Top Evo 40/55	Dual Top Evo	Order number
Ducting 	Flexible pipe				
	Di = 60, L = 25,000, APK, black, with Webasto Logo	■	■	■	1311892C
	Di = 60, L = 10,000, APK, black, with Webasto Logo	■	■	■	1322083C
	Di = 60, L = 2,000, APK, black, with Webasto Logo	■	■	■	1321574B
	Di = 60, L = 5,000, APK, black, with Webasto Logo	■	■	■	1321575C
	Di = 80, L = 25,000, APK, black, with Webasto Logo		■	■	1311893C
	Di = 80, L = 10,000, APK, black, with Webasto Logo		■	■	1321718C
	Di = 80, L = 2,000, APK, black, with Webasto Logo		■	■	1321576C
	Di = 80, L = 5,000, APK, black, with Webasto Logo		■	■	1321577B
	Di = 90, L = 25,000, APK, black, with Webasto Logo		■	■	1311894C
	Di = 90, L = 10,000, APK, black, with Webasto Logo		■	■	1321719C
	Di = 90, L = 2,000, APK, black, with Webasto Logo		■	■	1321578C
	Di = 90, L = 5,000, APK, black, with Webasto Logo		■	■	1321579C
	Di = 60, L = 25,000, P APK, grey, with Webasto Logo	■	■	■	1311898C
	Di = 60, L = 10,000, P APK, grey, with Webasto Logo	■	■	■	1321727C
	Di = 60, L = 2,000, P APK, grey, with Webasto Logo	■	■	■	1321504A
	Di = 60, L = 5,000, P APK, grey, with Webasto Logo	■	■	■	1321505A
	Di = 80, L = 25,000, P APK, grey, with Webasto Logo		■	■	1311900C
	Di = 80, L = 10,000, P APK, grey, with Webasto Logo		■	■	1321729B
	Di = 80, L = 2,000, P APK, grey, with Webasto Logo		■	■	1321582B
	Di = 80, L = 5,000, P APK, grey, with Webasto Logo		■	■	1321583B
	Di = 90, L = 25,000, P APK, grey, with Webasto Logo		■	■	1311902C
	Di = 90, L = 10,000, P APK, grey, with Webasto Logo		■	■	1321731C
	Di = 90, L = 2,000, P APK, grey, with Webasto Logo		■	■	1321506B
	Di = 90, L = 5,000, P APK, grey, with Webasto Logo		■	■	1321508A
Hose specifications APK: Aluminium, Paper, Plastic – black, with white Webasto logo PA PK: Paper, Aluminium, Paper, Plastic – grey, with red and blue Webasto logo, extra strong 4 layer design					
	Insulated hoses				
	Di = 80		■	■	1321515A
	Di = 90		■	■	1321517A
PA K L = 12,000 mm, with 10 mm EPDM insulation to minimize heat losses, saves up to 150 W heating energy per 1 m hose length					

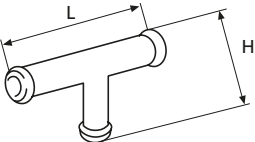

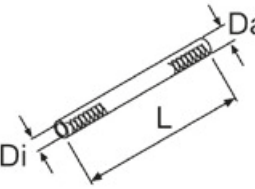
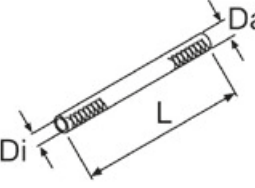


Hot air ducting

		Air Top 2000 STC	Air Top Evo 40/55	Dual Top Evo	Order number
Adaptors 	Reduction adapter				
	Da = 80		■	■	1320925A
	Da = 60		■	■	1320760A
	Di = 90, plastic, black, connects on Di to HADS parts				
	Elbow				
	Da = 90, 90°, plastic, black		■	■	1320706A
	Wall feed-through				
	Da = 60	■	■	■	1320923A
	Da = 90		■	■	1320924A
	Adaptor ring				
	Di = 55, Da = 60, for air outlet 1320812A	■	■	■	1320224A
	Di = 70, Da = 80, for air outlet 1319946A		■	■	1320040A
	B = 17, plastic, black				
Silencer					Order number
	Air ducting silencer				
	Di = 90, Da = 122, L = 317, plastic		■	■	1320996A
	Air ducting silencer				
	Di = 90, L = 600, aluminium/plastic		■	■	1321734A
Dual Top Evo specific air accessories					Order number
	Rubber bellow				
	Kit incl. hose connector and cable binder			■	9018647C
	Air intake cover				
	D = 60			■	1314904A

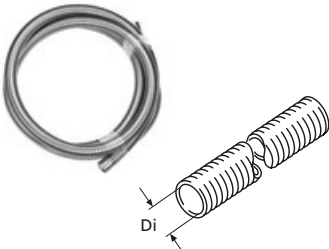


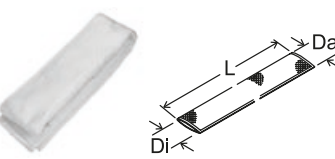
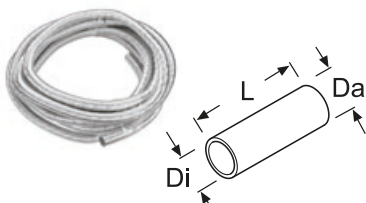
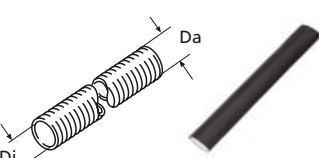
Hot air ducting

		Air Top 2000 STC	Air Top Evo 40/55	Dual Top Evo	Order number
Outlets 	Air Outlet , closeable				
	Da = 60, black	■	■	■	1320206A
	Da = 60, white,	■	■	■	1320207A
	Da = 60, grey	■	■	■	1320937A
	Da = 60, brown	■	■	■	1320208A
	Da = 90, black		■	■	1320355A
	Da = 90, white		■	■	1320713A
	Da = 90, grey		■	■	1320714A
	L = 30, plastic, outlet closeable, bag with wall feed through				
	Air Outlet				
	Da = 60, black	■	■	■	1320934A
	Da = 60, white	■	■	■	1320935A
	Da = 60, grey	■	■	■	1320936A
	Da = 60, brown	■	■	■	1320762A
	Da = 90, black		■	■	1320932A
	Da = 90, white		■	■	1320712A
	Da = 90, grey		■	■	1320711A
	L = 30, plastic, straight air flow, bag with wall feed through				
	Air Outlet				
	D1a = 80, D2a = 110		■	■	1322710A
	L = 65, 90° air flow, plastic, black, insert grid, rotating				
	Air outlet, 45°				
	Da = 60, black	■	■	■	1320204A
	Da = 60, white	■	■	■	1320205A
	Da = 60, grey	■	■	■	1320933A
	Da = 60, brown	■	■	■	1320761A
	Da = 90, black		■	■	1320709A
	Da = 90, white		■	■	1320710A
	Da = 90, grey		■	■	1320354A
	L = 30, plastic, 45°, bag with wall feed through				
	Hose connector for threaded outlets				
	Da = 60	■	■	■	1320922A
	Da = 90		■	■	1320468A
	L = 60, plastic, black				
	Wall pipe				
	D1a = 87, D2a = 55	■	■	■	1320063A
	D1a = 110, D2a = 80		■	■	1319471A
	L = 73, plastic, black				

Exhaust and fuel system

Fuel extractor		Air Top 2000 STC	Air Top Evo 40/55	Thermo Top C/E	Thermo Pro 50 Eco	Thermo Top Evo	Thermo Pro 90	DBW 2010/2016	Thermo 230/300/350	Thermo S 230/300/350/400	Dual Top Evo	Order number
	Fuel extractor T-piece											
	H = 28, 8 x 6 x 8	■	■	■	■							1320531A
	H-shaped fuel extractor											
	L = 50 mm, steel zinc coated, Extraction at 90° elbow											
	H = 28 mm, 6 x 5 x 6	■	■	■	■	■	■					1319520A
	H = 28 mm, 8 x 5 x 8	■	■	■	■	■	■					1320574A
	Fuel hose											
	Di = 4.5 mm, Da = 9 mm, L = 5000 mm	■	■	■	■	■	■	■	■	■	■	1321500A
	Fuel hose											
	L = 50 mm, bag of 20 pieces	■	■	■	■	■	■					9023450A
	Molded hose											
	Di = 4.5 mm, Da = 10.5 mm, 180°	■	■	■	■	■	■					1319686A
	Fuel pump holder											
	Solid rubber, very quiet mounting, bag of 3 pieces	■	■	■	■	■	■					9023386A

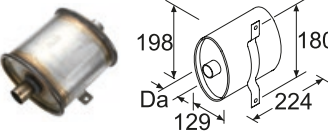
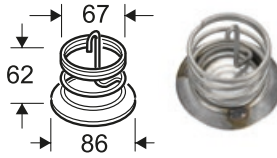
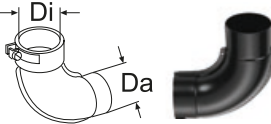
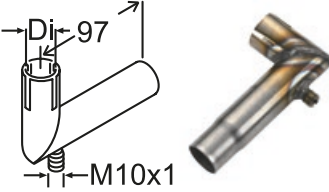
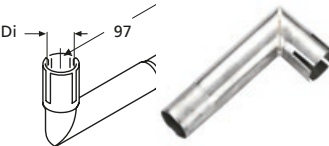
Exhaust and fuel system

		Air Top 2000 STC	Air Top Evo 40/55	Thermo Top C/E	Thermo Pro 50 Eco	Thermo Top Evo	Thermo Pro 90	DBW 2010/2016	Thermo 230/300/350	Thermo S 230/300/350/400	Dual Top Evo	Order number
	Flexible exhaust pipe, two-ply											
	Di = 22, Da = 26, L = 1,000 with end cap	■		■	■	■					■	1322414A
	Di = 24, Da = 28, L = 10,000		■									1321523A
	Di = 38, Da = 41, L = 5,000						■	■				1321540A
	Di = 38, Da = 41, L = 10,000						■	■				1321541A
	Di = 38, Da = 41, L = 20,000						■	■				1321539A
	Di = 70, Da = 73.6, L = 5,000								■	■		1321568A
	Protection cap											
	Di = 26	■		■	■	■					■	1320109A
	Di = 28		■									1320217A
	Di = 42, 10 pieces L = 17, stainless steel, for flexible exhaust pipe								■	■		1321753A
	Protection hood, screwable											
	Stainless steel		■									1321767A
	Heat protection hose											
	L = 1,850 Di = 70, Fiberglass	■	■	■	■	■	■	■	■	■	■	1320830A
	Flexible heat protection pipe											
	Di = 28, Da = 32.5, GA-A (aluminium foil and aluminium coated glass fabric)	■		■	■	■					■	1321601A
	Di = 45, Da = 48.5, GA2-A (aluminium and aluminium coated glass fabric) L = 10,000						■	■				1321602C
	Flexible heat protection pipe											
	Di = 28, Da = 38, L = 324, with cover, non-flammable, interior resistant to temperatures up to 500 °C	■		■	■	■					■	1319670A

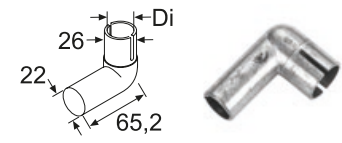

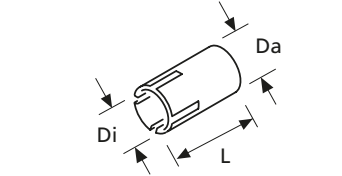

Exhaust and fuel system

		Air Top 2000 STC	Air Top Evo 40/55	Thermo Top C/E	Thermo Pro 50 Eco	Thermo Top Evo	Thermo Pro 90	DBW 2010/2016	Thermo 230/300/350	Thermo S 230/300/350/400	Dual Top Evo	Order number
	Insulating tape L = 50,000, W = 60, E-glass, white, usage temperature 450 °C, 550 °C for short periods, 2 mm thick	■	■	■	■	■	■	■	■	■	■	1320357A
	Exhaust muffler Da = 22, L = 179, W = 45, stainless steel	■		■	■	■					■	1320910A
	Exhaust muffler Di = 38, L = 1,000, outside with partial fiberglass insulation							■				1321823A
	Exhaust muffler Da = 22, steel, zinc powder paint surface protection for temperatures up to 650 °C	■		■	■	■					■	1320841A
	Da = 22, stainless steel	■		■	■	■					■	1320895A
	Da = 24, steel, zinc powder paint surface protection for temperatures up to 650 °C L = 170, W = 85, H = 45		■									1320372A
	Insulating sleeve L = 120, W = 108, glass fabric, for exhaust mufflers 1320841A and 1320895A	■		■	■	■					■	1320848A
	Exhaust muffler Da = 38, L = 206, W = 57, steel, zinc powder paint surface protection for temperatures up to 600 °C						■	■				1320840A

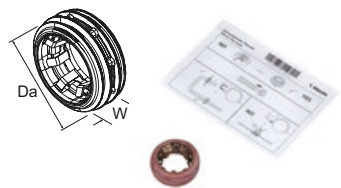
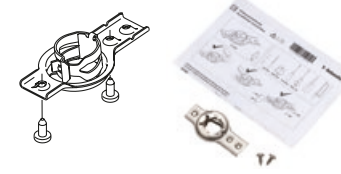
Exhaust and fuel system

		Air Top 2000 STC	Air Top Evo 40/55	Thermo Top C/E	Thermo Pro 50 Eco	Thermo Top Evo	Thermo Pro 90	DBW 2010/2016	Thermo 230/300/350	Thermo S 230/300/350/400	Dual Top Evo	Order number
	Exhaust muffler Da = 38, L = 270, W = 130, stainless steel						■	■				1321397A
	Exhaust deflector								■	■		1320436A
	Hot air elbow Di = 71, Da = 67, L = 170, W = 85, 90°, painted								■	■		1319441A
	Exhaust elbow Di = 24, Da = 24, L = 110, stainless steel, with condensate drain		■									1320378A
	Exhaust elbow Di = 24, Da = 24, L = 110, stainless steel, without condensate drain		■									1320383A

Exhaust and fuel system

	Air Top 2000 STC	Air Top Evo 40/55	Thermo Top C/E	Thermo Pro 50 Eco	Thermo Top Evo	Thermo Pro 90	DBW 2010/2016	Thermo 230/300/350	Thermo S 230/300/350/400	Dual Top Evo	Order number
	Exhaust elbow										
Di = 22, Da = 22, L = 65, aluminium, without condensate drain	■										1320117A
	Exhaust connecting pipe										
		■									1319937A
		■									1319935A
Da = 38, L = 65, stainless steel, for exhaust mufflers 1320841A and 1320895A, with condensate drain						■					1320959A
	Exhaust pipe reducer sleeve										
Di = 22, Da = 24, L = 40, stainless steel	■										1320382A
	Condensate drain										
L = 128, M10 x 1 connection thread, copper, for exhaust connecting pipe 1319935A, with mounting parts	■	■	■	■	■	■					92621A

Exhaust and fuel system

	Air Top 2000 STC	Air Top Evo 40/55	Thermo Top C/E	Thermo Pro 50 Eco	Thermo Top Evo	Thermo Pro 90	DBW 2010/2016	Thermo 230/300/350	Thermo S 230/300/350/400	Dual Top Evo	Order number
	Spacer										
Di = 25, Da = 48, W = 21, for flexible pipe	■		■	■	■						1317843A
	End fixing kit										
For 24 mm flexible exhaust pipe, for fastening the exhaust end piece to the bottom of the vehicle		■									1317567A



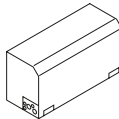
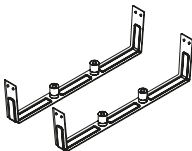
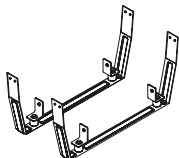
Control elements

		Air Top 2000 STC	Air Top Evo 40/55	Dual Top Evo	Thermo Top Evo/Pro 90	Hybrid Solutions	Order number
	Standard Control Dual Top						
	Possible selection of various heating modes for domestic water and air heating, boiler drainage and anti-freeze functions			■			1319988A
	Digital Control Dual Top						
	Comes as standard with Dual Top Evo 8. All functions of the manual control plus electric heater activation, programmable timer and remote activation and control. Control element incl. operating manual for Dual Top Evo 6			■			1320808A
				■			9021150B
	Kit MultiControl Mar RV ATE						
	Suitable for permanent heating Digital display Heating and ventilation modes Programmable timer Pre-set to Air Top 2000 STC, all other air heaters can be selected Pre-set to continuous heating	■	■				9030910D
	Kit MultiControl Mar RV TT						
	Suitable for permanent heating Digital display Heating and ventilation modes Programmable timer Pre-set to Thermo Top Evo, all other water heaters can be selected Pre-set to continuous heating				■		9030911D
	Rotary selector switch Standard						
	12/24 V – With switch function and light – Cover panel Ø 49 mm – Installation depth including plug: 55 mm	■	■				1322581A
	Rotary selector switch Automatic Altitude Adjustment						
	12/24 V – With switch function and light – Cover panel Ø 49 mm – Installation depth including plug: 55 mm – For Air Top EVO heaters with automatic altitude compensation		■				1322703A
	Installation cover panel						
	– For rotary selector switch 82819B and 9022779A Black plastic		■				1319733A



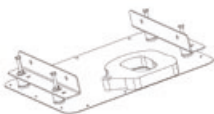
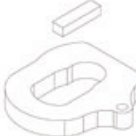
Control elements



		Air Top 2000 STC	Air Top Evo 40/55	Dual Top Evo	Thermo Top Evo/Pro 90	Hybrid Solutions	Order number
	Kit rocker switch on-off						
	For Thermo Pro 90 only				■		9032550A
	Heating / Ventilation switch						
	– Changeover switch for heating and ventilation mode – Printed with flame and fan symbol, switching current 3 amps, with connection materials – Cover panel dimensions (L x B): 19 x 14 mm		■				1320434A
	ThermoCall TC4 Advanced						
		■	■		■		9032141A
	Remote control Telestart T91 Holiday with continuous heating function						
	12 V – With check-back signal, incl. 1 handheld transmitter with battery, receiver, self-adhesive window antenna and Y adapter	■	■	■	■		9018150C
	Hybrid Panel						
	– Hybrid Panel for Hybrid Solutions (Air Top Evo 40/55 & Whale Expanse/Rapid Heat) – Includes Control Panel Slimline Double and Webasto Hybrid Panel – Whale controller and Webasto Rotary selector additionally needed					■	9032583A

Mounting parts



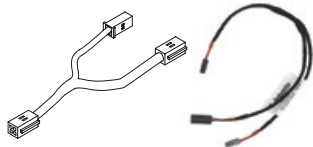
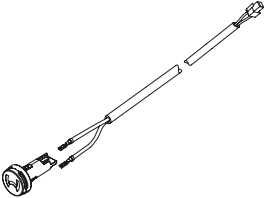
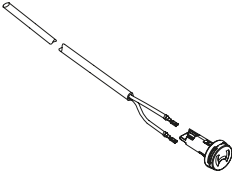
		Air Top 2000 STC	Air Top Evo 40/55	Dual Top Evo	Thermo Top Evo/Pro 90	Order number
	Air Top Bracket					
	Air Top Bracket, (1)	■	■			1319936A
	Air Top Evo installation box					
	Steel, with mounting parts and brackets		■			9016392B
	Air Top installation box					
	Steel, with mounting parts and brackets	■				1311609B
	Mounting kit for Fiat Ducato 4035 Standard					
	Kit with brackets and mounting parts (middle positioning)			■		1312819A
	Kit with brackets and mounting parts (rear positioning)			■		1312821A
	Mounting kit for Fiat Ducato 4035 Special					
	Kit with brackets and mounting parts			■		1312807A

Mounting parts




		Air Top 2000 STC	Air Top Evo 40/55	Dual Top Evo	Thermo Top Evo/Pro 90	Order number
	Mounting kit for Ford Transit MY 2007					
	Kit Dual Top Brackets Ford Transit 2007			■		1314915A
	Basic application					
	Bag with L-brackets and mounting parts			■		9021708A
	Kit Dual Top inside application					
				■		9021728A
	Sealing for inside application					
				■		1320726A

Water system						Order number
	Connectors					
	10 mm brass-barb-connector, bag of 2 pieces			■		9022380A
	Connectors					
	10 mm to 15 mm pipe connector, bag of 2 pieces			■		9022381A





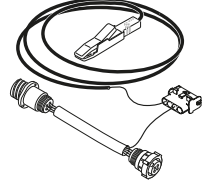

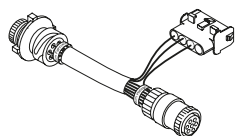
Electrical accessories

		Air Top 2000 STC	Air Top Evo 40/55	Dual Top Evo	Thermo Top Evo/Pro 90	Order number
	Kit Dual Top wiring harness old to new					
	L = 3 m			■		1320837A
	Extension cable Air Top control panel to MultiControl					
	L = 1.8 m		■			1319724A
	L = 3 m	■	■			9031988A
	Y-adapter wiring harness					
	For retrofitting the ThermoCall on existing Telestart	■	■	■	■	1319820A
	Temperature sensor external					
	L = 2.5 m		■			9030881A
	L = 3 m			■		9030882A
	L = 5 m		■			9030883A
	Temperature Sensor external Mar/RV					
	L = 2.5 m	■				9037591A
	L = 5 m	■				9037593A

Electrical accessories

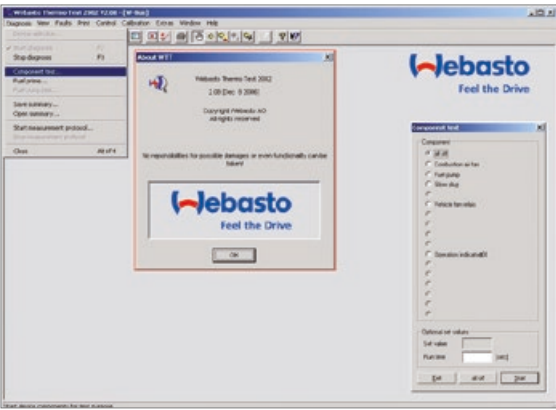
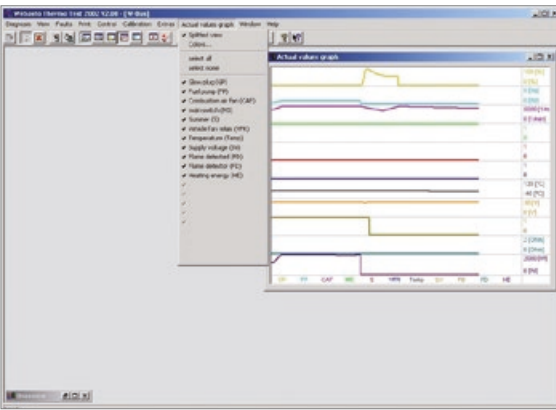
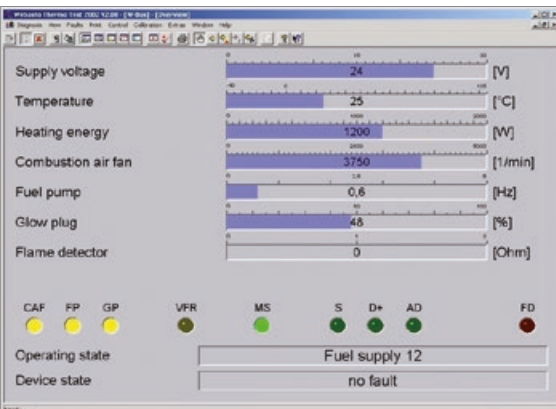
		Air Top 2000 STC	Air Top Evo 40/55	Dual Top Evo	Thermo Top Evo/Pro 90	Order number
	Extension cable control panel Dual Top Evo 6					
	L = 3 m			■		9021976A
	L = 7 m			■		9023271A
	Extension cable control panel Dual Top Evo 8					
	L = 3 m			■		9021975A
	Extension cable dosing pump DP40/42					
	L = 3 m	■	■	■	■	1319526A
	L = 5 m	■	■	■	■	1321836A
	L = 7 m	■	■	■	■	1319527A

Diagnostics

		Air Top 2000 STC	Air Top Evo 40/55	Thermo Top C/E	Thermo Pro 50 Eco	Thermo Top Evo	Thermo Pro 90	DBW 2010/2016	Thermo 230/300/350	Thermo S 230/300/350/400	Order number
	PC Diagnosis Kit For Windows operating system, USB and serial port	■	■	■	■	■	■	■	■	■	1320920A
	Adapter cable, PC diagnosis Also for upgrade kit (digital timer 1533 or Telestart)	■	■	■	■	■	■				1319503A
	Adapter cable, PC diagnosis			■							1319943A
	Adapter cable, PC diagnosis	■									1319940A
	Adapter cable, PC diagnosis								■		1320899A
	Adapter cable, PC diagnosis Thermo 230/300/350 (Van Hool)								■		1319945A
	Adapter cable, PC diagnosis Thermo 230/300/350 (Mercedes/Citaro)								■		1319685A

Diagnostics

Heater diagnostic module
Webasto provides a complete set of diagnosis tools to service and repair its heaters. The diagnosis module includes a hardware unit, to the PC solution and various connecting adaptors for each heater model. For more details and the latest diagnosis visit our dealer portal at <http://dealers.webasto.com>.



Screenshots from Webasto diagnosis software



Cooling solutions

Cool Top Trail air-conditioner	78
BlueCool Drive 40	82
Compressor refrigeration for RV	84
Isotherm energy saving technology	88
Cruise Elegance refrigerators	90
Drawer refrigerators & cooling boxes	96
Special refrigeration projects	104
Travelboxes	106

Rooftop air-conditioning systems

Cool Top Trail 20/24

An ideal climate with rooftop air-conditioning

The smallest models of the Cool Top Trail family are suitable for use in parked motorhomes and caravans of up to 8 m length. With their generously sized heat exchangers they have a high efficiency and high performance. Their reliability and high cooling capacity has already been proven in very hot Australian summers with up to 50°C outside temperatures. The units come with heat pump function as a standard which is also very powerful, working in cold outside temperatures of as low as -5 °C. Very low noise levels allow you to rest and relax inside the vehicle and do not disturb your neighbors in the RV campsite. The use of high-quality components ensures a long lifetime with a minimum expenditure on maintenance. Made from UV stabilized polypropylene, the housing of the units is robust but still lightweight. The units can be operated with an easy to handle remote control which allows the user to access all air conditioner functions from the comfort of the dining area, seat or bed. Besides cooling and heating the units include various extra features such as dehumidification, timer and sleep function. Cool Top Trail air conditioners are delivered with a mounting frame for roof openings of 400 x 400 mm. For the use in smaller cut-outs of 360 x 360 mm an alternative adaptor frame is available as accessory.



Control element
Comfortable adjustment via remote control

Technical specifications:

	Cool Top Trail 20	Cool Top Trail 24
Cooling capacity (W)	2,000	2,400
Heating capacity (W)	2,000	2,400
Nominal voltage/frequency (V)/(Hz)	230~/50	230~/50
Rated current (cooling mode)	3.0	4.2
Rated current (heating mode)	2.6	3.8
Operating temperature range (°C)	-5 to 50	-5 to 50
Roof thickness (mm)	25 to 85	25 to 85
Roof cut-out (mm)	400 x 400 (360 x 360 with optional adaptor frame)	400 x 400 (360 x 360 with optional adaptor frame)
Dimensions outdoor unit	1,002 x 566 x 215	1,002 x 566 x 215
Dimensions inner unit	557 x 536 x 43	557 x 536 x 43
Weight total (kg)	30.8	31.8

The advantages of the Cool Top Trail 20/24

- Powerful units with high cooling and heating capacity
- Robust, lightweight and low noise
- Wide operating range from -5 to 50 °C
- Low profile and compact design
- Easy installation

Scopes of delivery



Cool Top Trail 20 / 24

Outdoor unit
Indoor unit
Adaptor frame 400 x 400 mm
Remote control
Installation material



1

Order number

Cool Top Trail 20	9039071A01
Cool Top Trail 24	9039072A01

2

Accessories (optional)

For the installation of the air conditioner when rooftop cut-out is 36 x 36 cm.	
Adaptor frame 36 x 36 cm	HGN4709-1000-07X

3

Electrical power supply

For the connection to the vehicle's 230 V system the installer will have to provide a circuit breaker and possibly a residual current device as well as a power supply cable.

Rooftop air-conditioning systems

Cool Top Trail 34

Powerful rooftop air-conditioning

This powerful model of the Cool Top Trail family is suitable for use in parked motorhomes and caravans of over 8m length. With its generously sized heat exchangers it has a high efficiency and high performance. Its reliability and high cooling capacity has already been proven in very hot Australian summers with up to 50°C outside temperatures. The unit comes with heat pump function as a standard which is also very powerful, working in cold outside temperatures of as low as -5°C. Very low noise levels allow you to rest and relax inside the vehicle and do not disturb your neighbors in the RV campsite. The use of high-quality components ensures a long lifetime with a minimum expenditure on maintenance. Made from UV stabilized polypropylene, the housing of the unit is robust but still lightweight. The unit can be operated with an easy to handle remote control which allows the user to access all air conditioner functions from the comfort of the dining area, seat or bed. Besides cooling and heating the unit includes various extra features such as dehumidification, timer and sleep function. Cool Top Trail air conditioners are delivered with a mounting frame for roof openings of 400 x 400 mm. For the use in smaller cut-outs of 360 x 360 mm an alternative adaptor frame is available as accessory.



Control element
Comfortable adjustment via remote control

Technical specifications

	Cool Top Trail 34
Cooling capacity (W)	3,400
Heating capacity (W)	3,000
Nominal voltage/frequency (V)/(Hz)	230~/50
Rated current (cooling mode)	5.8
Rated current (heating mode)	5.4
Operating temperature range (°C)	-5 to 50
Roof thickness (mm)	25 to 70
Roof cut-out (mm)	400 x 400 (360 x 360 with optional adaptor frame)
Dimensions outdoor unit	1,122 x 850 x 223
Dimensions inner unit	575 x 515 x 49
Weight total (kg)	48

The advantages of the Cool Top Trail 34

- Powerful rooftop air conditioner with highest cooling and heating capacity in the range
- Robust, lightweight and low noise
- Wide operating range from -5 to 50 °C
- Low profile and compact design
- Easy installation

Scopes of delivery



Cool Top Trail 34

Outdoor unit
Indoor unit
Adaptor frame 400 x 400 mm
Remote control
Installation material



1

↓

2

↓

3

Order number

Cool Top Trail 34

9039073A01

Accessories (optional)


For the installation of the air conditioner when rooftop cut-out is 36 x 36 cm.

Adaptor frame 36 x 36 cm

HGN4709-1000-07X

Electrical power supply

For the connection to the vehicle's 230 V system the installer will have to provide a circuit breaker and possibly a residual current device as well as a power supply cable.



Auxiliary air-conditioner for motorhomes

BlueCool Drive 40

BlueCool Drive 40 – Auxiliary air-conditioner for motorhomes

The BlueCool Drive 40 system was developed specifically for air-conditioning the motorhome's living space while driving. The air-conditioner impresses with 4 kW cooling capacity and is thus one of the most powerful of its kind on the market. The system utilizes partially existing components of the vehicle's own air-conditioning system and is integrated into the refrigerant circuit of this system.

Uniform cooling of the entire interior space

The use of the vehicle's own air-conditioner and the BlueCool Drive results in the creation of a total cooling system that enables uniform cooling of the entire interior space of the vehicle.

The advantages of the BlueCool Drive 40

- High cooling capacity of up to 4.0 kW
- High-quality and reliable components from automotive serial production
- Low maintenance costs
- Compact construction of the evaporator
- Low system weight of less than 7 kg
- Simple performance adjustment via a 3-level blower switch
- Comprehensive scope of delivery

Technical specifications

	BlueCool Drive 40
Max. Cooling capacity (kW)	4.0
Rated voltage (V)	12
Current consumption at 12 V at blower levels 1/2/3 (A)	3.9/4.8/6.6
Electrical power consumption at 12 V at blower levels 1/2/3 (W)	46/57/79
Air flow (m³/h)	450
Dimensions evaporator L x W x H (mm)	390 x 235 x 125
Weight (kg)	6.6
Refrigerant	R134a



Scopes of delivery



BlueCool Drive 40

Evaporator

Refrigerant lines including the connection fittings and insulation

Condensation drain line

Adapter for the vehicle's own air-conditioning system

Blower speed selector along with the connection terminal and installation instructions for the designated vehicle type

Order number

BlueCool Drive 40

Extension Kit Fiat Ducato

621Z598400B

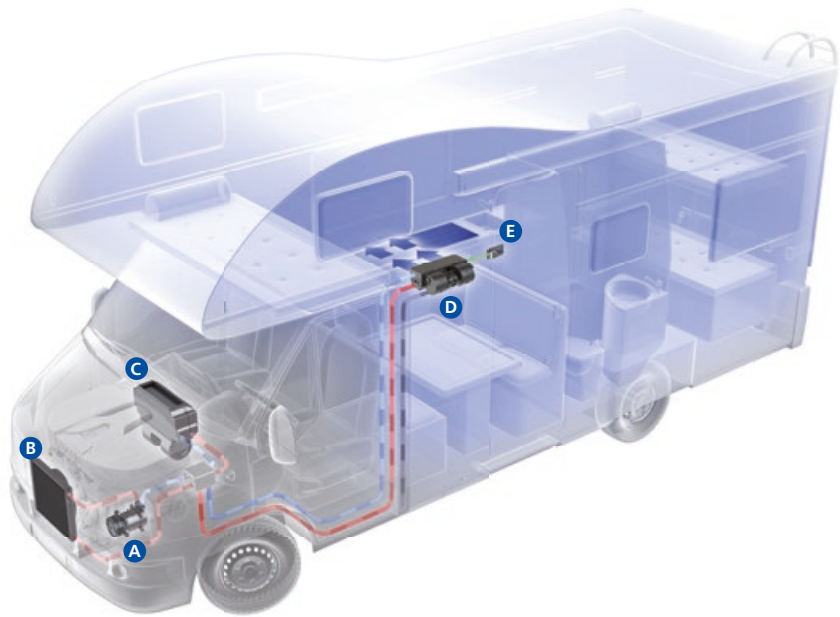
Extension Kit Ford Transit

6234448A

Extension Kit Renault

6240656A

The Blue Cool Drive can be installed in all chassis which are equipped with an own air conditioning sytem. The system is not suitable for use with refrigerant type R1234yf.



How the air-conditioning system functions:

- The air-conditioning system is operated via the running vehicle engine.
- The refrigerant is compressed in the compressor **A** and thereby heated to a high temperature.
- Now under high pressure, the refrigerant is conveyed to the condenser **B**, where it is cooled down and liquefied. In so doing, it gives off heat to the surrounding air.
- Part of the refrigerant is now supplied to the vehicle's own evaporator **C** which also cools the driver's cab.
- The other part of the refrigerant is conveyed to the newly installed evaporator **D** where the refrigerant evaporates, thereby absorbing heat. This heat is withdrawn from the induced air of the cabin, so that cooled air is blown into the living space of the vehicle.
- The passengers in the living space can now set their own climate comfort via the control element **E** in which they can choose from blower levels 0, 1, 2 or 3.

Please refer to our separate accessories catalog for our full range of extension kits and chassis.



Why compressor fridges for RV?

- Nowadays, people want comfort like at home, to enjoy any type of food, cold drinks, ice cream... whatever the ambient temperature is. Only compressor technology can guarantee 100% fulfillment of these expectations, especially in summer (>32 °C).
- Technology of DC compressors has improved a lot in the past 10 years and offers now very silent, low consumption, high performing compressors for mobile applications.
- Compressor refrigeration is far more energy efficient (>A+) than absorption fridges (most rated energy class F or worse).
- With the convenient automatic AC/DC switch capability, you no longer have any inconveniences as compared to absorption fridges, which especially in caravans is a great advantage.

Isotherm: A long history of quality in mobile compressor refrigeration

The international strong reputation of the Isotherm brand comes from the excellence of its products, well renowned for their quality, nice design and power consumption efficiency.

Brand of choice in the marine industry for many years, we are now bringing new products and innovations to the recreational vehicle world.

Only a short selection of fridges is presented in this catalog, but Isotherm also offers a very wide range of standard fridges, drawer fridges, cooling boxes and other refrigeration products. Isotherm is very well known for its capability to develop rapidly special products on customer-specific requirements.

Benefits for RV manufacturers:

- Weight saving application (ex: up to 17 kg vs a 140 liter absorption fridge)
- Space saving application: >10% smaller vs absorption fridge
- High flexibility in locating the unit in vehicle layouts
- Easy "plug and play" installation
- Opportunity to create new designs

Benefits for RV owners:

- High performing fridge/freezer like at home, in all ambient temperatures
- Maintenance-free product
- Low operating costs
- More refrigerated volume in less space
- Quiet operation thanks to secop/danfoss DC compressors

Compressor technology – smart cooling

Compressor cooling is power cooling. Its performance almost totally eclipses that of absorber cooling systems. In the household sector, where attention is focused on performance, energy efficiency and durability, the compressor technology has been the standard for decades.



Freeline 115 Elegance

Why compressor fridges for motorhomes and caravans?

Nowadays, people want comfort like at home, to enjoy any type of food, cold drinks, ice cream... whatever the ambient temperature is. Only compressor technology can guarantee 100% fulfillment of these expectations, especially in summer (>32 °C).

The technology of DC compressors has improved a lot in the past 10 years and offers now very silent, low-consumption, high-performance compressors for mobile applications.

Compressor refrigeration is far more energy efficient (>A+) than absorption fridges (most rated energy class F or worse).

With the convenient automatic AC/DC switching capability, you no longer have any inconveniences as compared to absorption fridges, which especially in caravans is a great advantage.

- The advantages of compressor cooling at a glance:**
- Improved cooling performance even at high ambient temperatures
 - Exceedingly rapid cool-down
 - Very compact and quiet compressor
 - Large refrigerator volume with the same dimensions
 - DC and AC/DC mode
 - High efficiency
 - Low weight

Product highlights

- Powerful refrigeration and freezing capacity even in great heat
- Very short cool-down, pre-freezing before the journey is no longer required
- Convincing energy efficiency: A+/A++
- More storage space with the same dimensions as absorber refrigerators
- Low weight
- Elegant design – versatile personalization capacity (door front, door handles, etc.)



Vent lock system



With a simple slide of the invisible mechanism, CRUISE Elegance fridges can be switched to ventilation status. The door is kept open while the fridge is out of operation.

Easy fit installation solution



The installation system allows an easy fixing of the cabinet directly from the interior of the fridge. An external flange is not necessary for the installation. An innovative internal bushing structure prevents the crushing of the insulated side wall.



Experts' tip

Gone are the days when food had to be deep frozen before a journey! Compressor refrigerators immediately provide 100% cooling capacity – and that in a top energy efficiency class.

Cooling Technology

Isotherm Intelligent Temperature Control



The ITC Digital Display clearly shows, controls and regulates temperature in a refrigerated compartment from the exterior of a fridge/freezer cabinet. It is dedicated to people who desire a nice-looking interface and a refined product interaction, as well as reduce on board power consumption. Thanks to the presence of an air sensor in the cabinet, the electronic control unit detects the actual air temperature and processes that in combination with the user selected settings, in order to define the compressor operation. Remote product interaction is extremely easy and accurate since data readings appear on the display, like temperature set or detected, selection of energy saving operations, compressor's operation mode settings, (ITC, Eco and Overcooling mode) and choice of 3 battery protection levels. Product integration is simple, allowing a recess flush installation as well as wall mount.



- The benefits at a glance:
- Available as retrofit kit or originally fitted on the fridge
 - Up to 25% energy savings due to a more efficient use of the compressor
 - Up to 40% savings with combined effects of stored cooling energy in food and drinks
 - Quick cooling in boost mode
 - Soft start to avoid starting peaks
 - Eco mode
 - Easy to set battery protection directly on the display

Cooling Technology

Smart Energy Control



With Isotherm Smart Energy Control, Webasto offers the very unique opportunity to dramatically reduce on board power consumption for refrigeration appliances. When the battery is charged by the alternator (vehicle motor) or by an external 230 V power supply the voltage rises. This generates an electric energy surplus which is used by the electronic board to make the compressor run at max RPM. As a result the temperature inside the refrigerator decreases, cooling down the food and drinks inside, and making them work as cold storage units. As the temperature decreases the compressor will gradually reduce the RPM. Once either the set temperature or the min. temperature (1 °C) is reached, the compressor will keep this temperature level by running at minimum speed with extremely low power consumption.

Isotherm Smart Energy Control – easy to refit
The kit can be easily retrofitted to upgrade the energy saving capabilities of your existing Isotherm refrigeration product. The new Cruise Elegance line provides a preformed location in the cabinet for the temperature sensor.

Order number	Description
SED00033AA	Smart Energy Control Kit (potentiometer, temperature sensor & SEC module)



Dedicated air sensor continuously measures the cabinet air temperature



Potentiometer activates the Isotherm Smart Energy Control mode



Processor-based module is connected to the Danfoss/Secop 12/24 V DC compressor

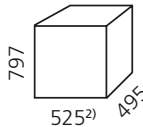
- Multiple benefits from a simple kit:
- Up to 35% energy savings due to a more efficient use of the compressor
 - Up to 50% savings with combined effects of stored cooling energy in food and drinks
 - No need for eutectic plates/special storage devices
 - Easy to retrofit
 - Quick cooling in boost mode

Freeline Elegance fridges

The New Freeline 115 Elegance

The Isotherm Freeline 115 Elegance represents an evolution of the Elegance line, created especially for the recreational vehicle market with efficiency and performance in mind. Characterized by supreme insulation and smart energy usage, the Freeline 115 reaches noticeable electrical efficiency. A spacious cabinet – comprised of a 83 liter fridge and a 32 liter freezer – makes for the optimal usage of space inside the vehicle and allows for perfect travel comfort.

Energy saving –
Best in class.



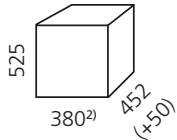
Isotherm Freeline 115		
	static	ventilated
Gross Volume (l)/Freezer (l)	115/32	
Dimensions H x W x D (+ door) (mm)	797 x 525 ²⁾ x 495 Door's depth (to be added) (+50)	801 x 525 ²⁾ x 520 Door's depth (to be added) (+50)
Weight (kg)	29	
Power consumption (Wh/24 h)	363 ¹⁾	267

Order number	Description
F115RSAAS11211AARV	115 l fridge, silver DC 12 V/24 V, door stop right, static condenser
F115RSAAS11111AARV	115 l fridge, silver DC 12 V/24 V, door step right, ventilated condenser

- Designed to set new standards in the recreational vehicle market:
- Low power consumption
 - Full width freezer design
 - Elegance line features like easy fix, vent-lock system, custom panel options
 - Modern, flush mounted control panel incl. LED light and blinking codes for failure display
 - ECO function to store "cooling energy" when surplus of power is available
 - Optimal usage of space

CRUISE Elegance fridges

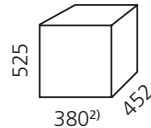
CRUISE EL 42, 49



Isotherm CRUISE EL 42	
Gross Volume (l)/Freezer (l)	42 / 4
Dimensions H x W x D (+ door) (mm)	525 x 380 ²⁾ x 345 (+107) (+50) ³⁾⁴⁾⁵⁾
Weight (kg)	13.5
Power consumption (Wh/24 h)	285 ¹⁾

3) Depth of cabinet 345 mm, 4) Remote compressor +107 mm,5) Door thickness +50 mm

Order number	Description
C042RSAAS11111AARV	42 l fridge, silver DC 12 V/24 V, door stop right
C042LSAAS11111AARV	Description: 42 l fridge, silver DC 12 V/24 V, door stop left



Isotherm CRUISE EL 49	
Gross Volume (l)/Freezer (l)	49 / 4
Dimensions H x W x D (+ door) (mm)	525 x 380 ²⁾ x 452 (+50)
Weight (kg)	16
Power consumption (Wh/24 h)	265 ¹⁾

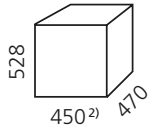
Order number	Description
C049RSAAS11111AARV	49 l fridge, silver DC 12 V/24 V, door stop right
C049LSAAS11111AARV	49 l fridge, silver DC 12 V/24 V, door stop left
C049RSAAS11151AARV	49 l fridge, silver DC 12 V/24 V, door stop right, Smart Energy Control
C049RSAAS71112AARV	49 l fridge, silver AC/DC 12 V/24 V, 115 V/230 V, door stop right

1) Power consumption in operation in 12 V with + 5°C in the refrigeration space, ambient temperature + 25°C (ISO 15502:2005 and EN 153:2006).
2) If the fridge front is flush integrated with the interior a minimum gap of 6 mm is needed between the door stop and the furniture.

1) Power consumption can be reduced with Smart Energy Control dramatically. Power consumption in operation in 12 V with + 5°C in the refrigeration space, ambient temperature + 25°C (ISO 15502:2005 and EN 153:2006).
2) If the fridge front is flush integrated with the interior a minimum gap of 6 mm is needed between the door stop and the furniture.

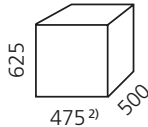
CRUISE Elegance fridges

CRUISE EL 65, 85



Isotherm CRUISE EL 65	
Gross Volume (l)/Freezer (l)	65/4
Dimensions H x W x D (+ door) (mm)	528 x 450 ²⁾ x 470 (+50)
Weight (kg)	17
Power consumption (Wh/24 h)	275 ¹⁾

Order number	Description
C065RSAAS11111AARV	65 l fridge, silver DC 12 V/24 V, door stop right
C065LSAAS11111AARV	65 l fridge, silver DC 12 V/24 V, door stop left
C065RSAAS11151AARV	65 l fridge, silver DC 12 V/24 V, door stop right, Smart Energy Control
C065RSAAS71112AARV	65 l fridge, silver AC/DC 12 V/24 V, 115 V/230 V, door stop right



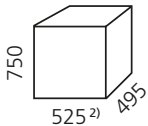
Isotherm CRUISE EL 85	
Gross Volume (l)/Freezer (l)	85/6
Dimensions H x W x D (+ door) (mm)	625 x 475 ²⁾ x 500 (+50)
Weight (kg)	21
Power consumption (Wh/24 h)	368 ¹⁾

Order number	Description
C085RSAAS11111AARV	85 l fridge, silver DC 12 V/24 V, door stop right
C085LSAAS11111AARV	85 l fridge, silver DC 12 V/24 V, door stop left
C085RSAAS11151AARV	85 l fridge, silver DC 12 V/24 V, door stop right, Smart Energy Control
C085RSAAS71112AARV	85 l fridge, silver AC/DC 12 V/24 V, 115 V/230 V, door stop right

1) Power consumption can be reduced with Smart Energy Control dramatically. Power consumption in operation in 12 V with + 5°C in the refrigeration space, ambient temperature + 25 °C (ISO 15502:2005 and EN 153:2006).
2) If the fridge front is flush integrated with the interior a minimum gap of 6 mm is needed between the door stop and the furniture.

CRUISE Elegance fridges

CRUISE EL 130




Isotherm CRUISE EL 130	
Gross Volume (l)/Freezer (l)	130/6
Dimensions H x W x D (+ door) (mm)	750 x 525 ²⁾ x 495 (+50)
Weight (kg)	25
Power consumption (Wh/24 h)	418 ¹⁾

Order number	Description
C130RSAAS11111AARV	130 l fridge, silver DC 12 V/24 V, door stop right
C130LSAAS11111AARV	130 l fridge, silver DC 12 V/24 V, door stop left
C130RSAAS11151AARV	130 l fridge, silver DC 12 V/24 V, door stop right, Smart Energy Control
C130RSAAS71112AARV	130 l fridge, silver AC/DC 12 V/24 V, 115 V/230 V, door stop right

1) Power consumption can be reduced with Smart Energy Control dramatically. Power consumption in operation in 12 V with + 5°C in the refrigeration space, ambient temperature + 25 °C (ISO 15502:2005 and EN 153:2006).
2) If the fridge front is flush integrated with the interior a minimum gap of 6 mm is needed between the door stop and the furniture.

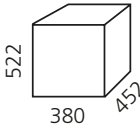
CRUISE Classic fridges

Cruise 36, 42



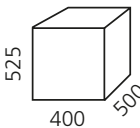
Isotherm CRUISE 36		CR 36	CR 36 INOX
Gross Volume (l)		36	
Dimensions H x W x D (+ door) (mm)		250 x 440 x 715 (+ 35)	255 x 453 x 715
Weight (kg)		15	16
Power consumption (Wh/24 h)		300 ¹⁾	

Order number	Description
1036BA1G0000RV	36 l DRAWER, white, DC 12 V/24 V
1036BA7G0000RV	36 l DRAWER, white, AC/DC 12 V/24 V, 115 V/230 V
1036BA1EK0000RV	36 l DRAWER INOX, stainless steel design, DC 12 V/24 V
1036BA7EK0000RV	36 l DRAWER INOX, stainless steel design, AC/DC 12 V/24 V, 115 V/230 V



Isotherm CRUISE 42	
Gross Volume (l)/Freezer (l)	42/4
Dimensions H x W x D (+ door) (mm)	522 x 380 x 452 (+40)
Weight (kg)	16
Power consumption (Wh/24 h)	300 ¹⁾

Order number	Description
C042RNEIT1111AARV	42 l fridge, INOX CLEAN TOUCH, stainless steel design, DC 12 V/24 V, door stop right with flush mounting frame
C042RNEIT71112AARV	42 l fridge, INOX CLEAN TOUCH, stainless steel design, AC/DC 12 V/24 V, 115 V/230 V, door stop right with flush mounting frame

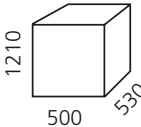


Isotherm CRUISE 42 INOX CLEAN TOUCH	
Gross Volume (l)/Freezer (l)	42/4
Dimensions H x W x D (+ door) (mm)	525 x 400 x 500
Weight (kg)	17
Power consumption (Wh/24 h)	300 ¹⁾

Order number	Description
1042BA1AA0000CRV	42 l fridge, grey door panel, DC 12 V/24 V, door stop right

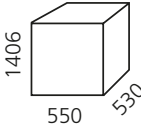
CRUISE Silver Classic fridges

Cruise 165, 219, 271



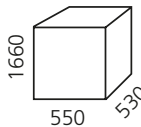
Isotherm CRUISE 165	
Gross Volume fridge/freezer (l)	125/40
Dimensions H x W x D (+ door) (mm)	1210 x 500 x 530 (+ 68)
Weight (kg)	45
Power consumption (Wh/24 h)	600 ¹⁾

Order number	Description
C165RNASP14111AARV	165 l fridge/freezer, silver, DC 12 V/24 V, door stop right
C165LNASP14111AARV	165 l fridge/freezer, silver, DC 12 V/24 V, door stop left
C165RNASP74112AARV	165 l fridge/freezer, silver, AC/DC 12 V/24 V, 115 V/230 V, door stop right



Isotherm CRUISE 219	
Gross Volume fridge/freezer (l)	178/41
Dimensions H x W x D (+ door) (mm)	1406 x 550 x 530 (+ 68)
Weight (kg)	47
Power consumption (Wh/24 h)	650 ¹⁾

Order number	Description
C219RNASP14111AARV	219 l fridge/freezer, silver, DC 12 V/24 V, door stop right
C219LNASP14111AARV	219 l fridge/freezer, silver, DC 12 V/24 V, door stop left
C219RNASP74112AARV	219 l fridge/freezer, silver, AC/DC 12 V/24 V, 115 V/230 V, door stop right



Isotherm CRUISE 271	
Gross Volume fridge/freezer (l)	218/53
Dimensions H x W x D (+ door) (mm)	1660 x 550 x 530 (+ 68)
Weight (kg)	52
Power consumption (Wh/24 h)	700 ¹⁾

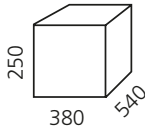
Order number	Description
C271RNASP14111AARV	271 l fridge/freezer, silver, DC 12 V/24 V, door stop right
C271LNASP74112AARV	271 l fridge/freezer, silver, AC/DC 12 V/24 V, 115 V/230 V, door stop left
C271RNASP74112AARV	271 l fridge/freezer, silver, AC/DC 12 V/24 V, 115 V/230 V, door stop right

1) Power consumption in operation in 12 V with + 5°C in the refrigeration space, ambient temperature + 25°C (ISO 15502:2005 and EN 153:2006).

1) Power consumption in operation in 12 V with + 5°C in the refrigeration space, ambient temperature + 25°C (ISO 15502:2005 and EN 153:2006).

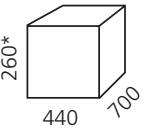
Drawer fridges and freezers

DRAWER 16, Drawer 30



Isotherm DR 16	
Gross Volume (l)	16
Dimensions H x W x D (mm)	250 x 380 x 540
Weight (kg)	12.6
Power consumption (Wh/24 h)	249 ¹⁾

Order number	Description
D016DSAAS12111AARV	16 l fridge or freezer, stainless steel DC 12 V/24 V



* 250 without rubber feet

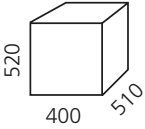
Isotherm DR 30	
Gross Volume (l)	30
Dimensions H x W x D (mm)	260 x 440 x 700
Weight (kg)	18
Power consumption (Wh/24 h)	273 ¹⁾

Order number	Description
IRD030DBAAB12111AA	30 l fridge, black DC 12V/24 V
IRD030DSAAS12111AA	30 l fridge, stainless steel, DC 12 V/24 V

1) Power consumption in operation in 12 V with + 5°C in the refrigeration space, ambient temperature + 25 °C (ISO 15502:2005 and EN 153:2006).

Drawer fridges and freezers

DRAWER 49



Isotherm DR 49	INOX		Without door panel
Gross Volume (l)/Freezer (l)	49/6		
Dimensions H x W x D (mm)	520 x 400 x 510		520 x 385 x 515
Weight (kg)	26	24	23
Power consumption (Wh/24 h)	400 ¹⁾		

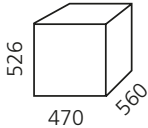
Order number	Description
3049BA2C00000RV	49 l DRAWER INOX, stainless steel design, frost-free, DC 12 V/24 V
3049BA7C00000RV	49 l DRAWER INOX, stainless steel design, frost-free, AC/DC 12 V/24 V, 115 V/230 V
3049BA2P00015RV	49 l DRAWER, door front for individual use of an own door panel, DC 12 V/24 V

Note: This drawer fridge is supplied with a 3-sided flush stainless steel mounting frame as standard.

1) Power consumption in operation in 12 V with + 5°C in the refrigeration space, ambient temperature + 25 °C (ISO 15502:2005 and EN 153:2006).

Drawer fridges and freezers

DRAWER 55 frost-free



Isotherm DR 55 frost-free	INOX		Without door panel
Gross Volume (l)	55		
Dimensions H x W x D (mm)	526 x 470 x 560		525 x 455 x 570
Weight (kg)	28	26	25
Power consumption (Wh/24 h)	740 ¹⁾		

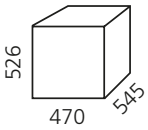
Order number	Description
3055BH4C00000RV	55 l DRAWER INOX, stainless steel design, frost-free, AC/DC 12 V/24 V, 115 V/230 V
3055BH2P00015RV	55 l DRAWER, door front for individual use of an own door panel, frost-free, DC 12 V/24 V
3055BH2C00000RV	55 l DRAWER INOX, stainless steel design, frost-free DC 12 V/24 V

Note: This drawer freezer is supplied with a 3-sided flush stainless steel mounting frame as standard.

1) Power consumption in operation in 12 V with + 5°C in the refrigeration space, ambient temperature + 25°C (ISO 15502:2005 and EN 153:2006).

Drawer fridges and freezers

DRAWER 65



Isotherm DR 65	INOX		Without door panel
Gross Volume (l)	65		
Dimensions H x W x D (mm)	526 x 470 x 545		525 x 455 x 550
Frost-free version (mm)	526 x 470 x 560		525 x 455 x 570
Weight (kg)	30	28	27
Power consumption (Wh/24 h)	470		
Frost-free version	320 ¹⁾		

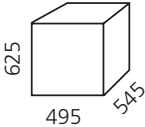
Order number	Description
3065BG2C00000RV	65 l DRAWER INOX, stainless steel design, frost-free, DC 12 V/24 V
3065BG7C00000RV	65 l DRAWER INOX, stainless steel design, frost-free, AC/DC 12 V/24 V, 115 V/230 V
3065BA7P00015RV	65 l DRAWER, door front for individual use of an own door panel, AC/DC 12 V/24 V, 115 V/230 V
3065BA2C00000RV	65 l DRAWER, stainless steel, DC 12 V/24 V

Note: This drawer fridge is supplied with a 3-sided flush stainless steel mounting frame as standard.

1) Power consumption in operation in 12 V with + 5°C in the refrigeration space, ambient temperature + 25°C (ISO 15502:2005 and EN 153:2006).

Drawer fridges and freezers

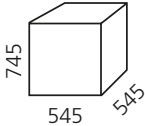
DRAWER 85, 130



Isotherm DR 85 INOX	
Gross Volume (l)/Freezer (l)	85/9
Dimensions H x W x D (mm)	625 x 495 x 545
Weight (kg)	32
Power consumption (Wh/24 h)	370 ¹⁾

Order number	Description
D085DNEIA11111AARV	85 l DRAWER INOX, stainless steel design, DC 12 V/24 V
D085DNEIA71112AARV	85 l DRAWER INOX, stainless steel design, AC/DC 12 V/24 V, 115 V/230 V

Note: This drawer fridge is supplied with a 3-sided flush stainless steel mounting frame as standard.



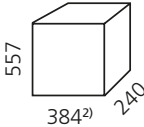
Isotherm DR 130 INOX	
Gross Volume (l)/Freezer (l)	130/10
Dimensions H x W x D (mm)	745 x 545 x 545
Weight (kg)	35
Power consumption (Wh/24 h)	429 ¹⁾

Order number	Description
D130DNEIA11111AARV	130 l DRAWER INOX, stainless steel design, DC 12 V/24 V
D130DNEIA71112AARV	130 l DRAWER INOX, stainless steel design, AC/DC 12 V/24 V, 115 V/230 V

Note: This drawer fridge is supplied with a 3-sided flush stainless steel mounting frame as standard.

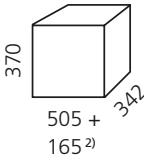
Cooling boxes – for installation

BI 16, 29 Dual, 36



Isotherm BI 16	
Gross Volume (l)	16
Dimensions H x W x D (mm)	557 x 384 ²⁾ x 240
Weight (kg)	11.9

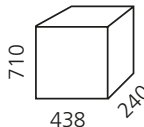
Order number	Description
B016TNAAB12111AARV	16 l cooling box, DC 12 V/24 V



Isotherm BI 29 Dual	
Gross Volume (l)	29
Dimensions H x W x D (mm)	370 x 342 x 505 +165 ²⁾
Weight (kg)	18
Power consumption (Wh/24 h)	250 ¹⁾

This cooling box works either as a fridge or freezer. Available with an optional drawer mechanism which is mounted on both sides (see accessories). The compressor can be mounted separately up to a distance of 1.5 m (horizontal mounting).

Order number	Description
3029BB2D00000RV	29 l cooling box, white lid, stainless steel design inside, DC 12 V/24 V
3029BB7D00000RV	29 l cooling box, white lid, stainless steel design inside, AC/DC 12 V/24 V, 115 V/230 V



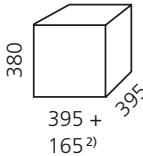
Isotherm BI 36	
Gross Volume (l)	36
Dimensions H x W x D (mm)	710 x 438 x 240
Weight (kg)	15.3

Order number	Description
IRB036TNACP12111AA	36 l cooling box, top to be finished by the upper lid DC 12 V/24 V

1) Power consumption in operation in 12 V with + 5°C in the refrigeration space, ambient temperature + 25°C (ISO 15502:2005 and EN 153:2006).
2) Compressor dimensions

Cooling boxes – for installation

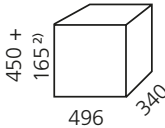
BI 40, 41 Dual



Isotherm BI 40	
Gross Volume (l)	40
Dimensions H x W x D (mm)	380 x 395 x 395 + 165 ²⁾
Weight (kg)	16
Power consumption (Wh/24 h)	270 ¹⁾

The compressor can be mounted separatetly up to a distance of 1.5 m (horizontal mounting).

Order number	Description
3040BA2A00000RV	40 l cooling box, black lid, loose, DC 12 V/24 V
3040BA7A00000RV	40 l cooling box, black lid, loose, AC/DC 12 V/24 V, 115 V/230 V



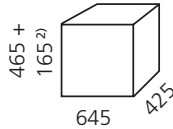
Isotherm BI 41 Dual	
Gross Volume (l)	41
Dimensions H x W x D (mm)	450 + 165 ²⁾ x 496 x 340
Weight (kg)	19
Power consumption (Wh/24 h)	270 ¹⁾

This cooling box works either as a fridge or freezer. The compressor can be mounted separatetly up to a distance of 1.5 m (horizontal mounting).

Order number	Description
3041BA2A00000RV	41 l cooling box, white lid, loose, stainless steel design inside, DC 12 V/24 V
3041BA7A00000RV	41 l cooling box, white lid, loose, stainless steel design inside, AC/DC 12 V/24 V, 115 V/230 V

Cooling boxes – for installation

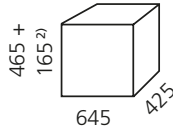
BI 53, 75



Isotherm BI 53 F	
Gross Volume (l)	53
Dimensions H x W x D (mm)	465 + 165 ²⁾ x 645 x 425
Weight (kg)	26
Power consumption (Wh/24 h)	260 ¹⁾

The compressor can be mounted separatly up to a distance of 1.5 m (horizontal mounting).

Order number	Description
3053BC2B00000RV	53 l cooling box, white lid, loose, stainless steel design inside, DC 12 V/24 V
3053BC7B00000RV	53 l cooling box, white lid, loose, stainless steel design inside, AC/DC 12 V/24 V, 115 V/230 V



Isotherm BI 75	
Gross Volume (l)	75
Dimensions H x W x D (mm)	465 + 165 ²⁾ x 645 x 425
Weight (kg)	26
Power consumption (Wh/24 h)	340 ¹⁾

This cooling box works as a fridge only. The compressor can be mounted separatly up to a distance of 1.5 m (horizontal mounting).

Order number	Description
3075BB2B00000RV	75 l cooling box, white lid, loose, stainless steel design inside, DC 12 V/24 V
3075BB7B00000RV	75 l cooling box, white lid, loose, stainless steel design inside, AC/DC 12 V/24 V, 115 V/230 V

1) Power consumption in operation in 12 V with + 5°C in the refrigeration space, ambient temperature + 25°C (ISO 15502:2005 and EN 153:2006).
2) Compressor dimensions

1) Power consumption in operation in 12 V with + 5°C in the refrigeration space, ambient temperature + 25°C (ISO 15502:2005 and EN 153:2006).
2) Compressor dimensions

Special refrigeration projects

Isotherm compressor fridge solutions for RV manufacturers of any size

The brand Isotherm is well known in the worldwide marine market for high quality compressor fridge solutions. Webasto now offers these proven solutions especially to motorhome and caravan manufacturers of all nations. The combination of performance, size and fridge volume make the compressor fridge not only interesting for motorhome enthusiasts but also to caravan users.

Webasto's intention to provide sophisticated Isotherm compressor fridges is to offer solutions which haven't been seen by the RV market yet. Especially drawer fridges do offer a variety of advantages. Besides its posh look the fridge is easy accessible and ideally located directly below the kitchen work top.

It allows very easy storage and handling from the top without having to dig into the depth of shelves of conventional door type fridges. Also due to the product design, cold air won't just fall out of the fridge as it does with normal fridges – it will stay in the bottom drawer which saves additional energy.

Compressor fridges do also offer the possibility to change the product design completely which means further innovation possibilities for RV manufacturers.

Product highlights

Isotherm compressor fridge solutions offer several features not only to manufacturers.

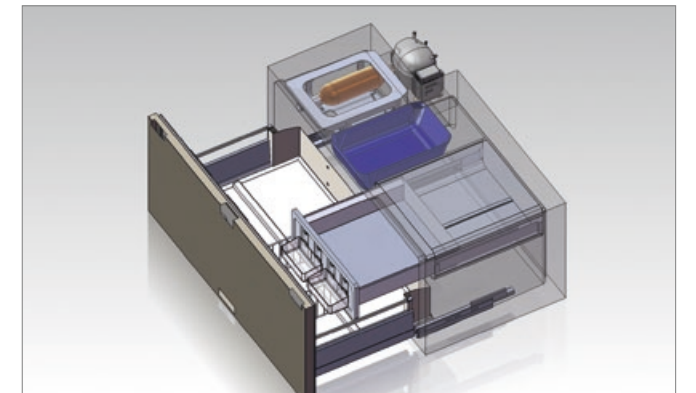
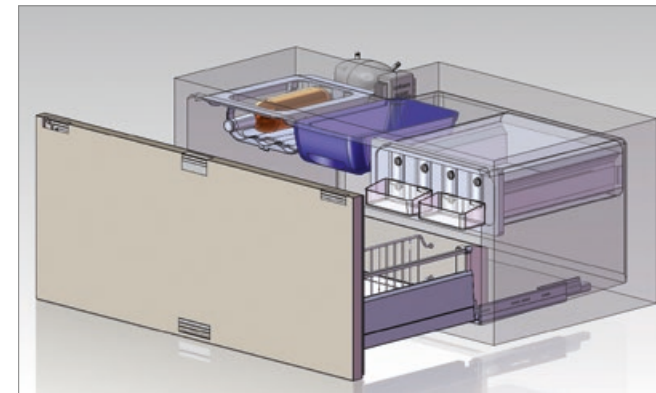
- Use of the worldwide only compressor verified for the automotive industry: Secop
- Low noise level
- Maintenance free
- Impressive efficiency (A+/A++)
- Ventilation position of door
- Low weight
- Easy installation
- No grilles and ventilation outlet on the outer wall of the vehicle



Freedom in layout and design.

Some examples of freedom in layout and design

Since the compressor can be mounted separately, the fridge cabinet itself can have any form. Also the fridge can be placed anywhere since there is no need of grilles or chimneys on the outside of the vehicle.



XL Freeze

- The door can be customized with a front panel chosen by the customer.
- The cabinets inside can be adjusted to the needs of the customer.
- The design of the drawer fridge offers an easy overview of the fridge's contents.



BI 16

- Vertical top loader in-built fridge has been developed for vans with limited space
- In-built concept enables easily integration into overall vehicle design

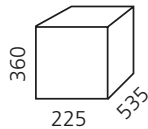
Travelboxes – the transportable ones

TB 13, 18

Your reliable cooling partner for the daily use!

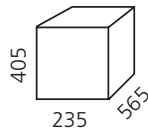
Isotherm travelboxes provide the perfect solution to carry fresh drinks and food whether on tour or at the beach thanks to their compact dimensions, their light design and their robustness. All models can be used as fridge or freezer and cover a large range of size and volume to match virtually every demand.

- Wide range of high performing and high quality travelboxes:
- Volume range from 13 up to 50 litres with maximum interior capacities
 - Internal operation temperature from +10 °C to -18 °C
 - Sturdy injection moulded lid with integrated closing system
 - Reliability: renowned Secop compressors are used
 - Dual AC/DC power supply for models TB31, 41 and 51
 - Light and compact design for outdoor conditions



Isotherm TB 13 DC	
Gross Volume (l)	13
Dimensions H x W x D (mm)	360 x 225 x 535
Internal dimensions H x W x D (mm)	290 x 145 x 295
Weight (kg)	10.1
Power consumption (Wh/24 h)	150 ¹⁾

Order number	Description
2013BG1000000RV	Portable 13 l travelbox, DC 12 V/24 V

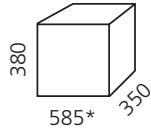


Isotherm TB 18 DC	
Gross Volume (l)	18
Dimensions H x W x D (mm)	405 x 235 x 565
Internal dimensions H x W x D (mm)	260 x 170 x 290
Weight (kg)	8.6
Power consumption (Wh/24 h)	150 ¹⁾

Order number	Description
2018BD1000000RV	Portable 18 l travelbox, DC 12 V/24 V

Travelboxes – the transportable ones

TB 31, 41, 51

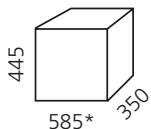


* 700 incl. handles

Isotherm TB 31 AC/DC	
Gross Volume (l)	29
Dimensions H x W (+ handles) x D (mm)	380 x 585 (+ 115) x 350
Internal dimensions H x W x D (mm)	290 x 270 x 315
Weight (kg)	18
Power consumption (Wh/24 h)	220 ¹⁾

Carrying handles removable.

Order number	Description
2031BD7000000RV	Portable 29 l travelbox, AC/DC 12 V/24 V, 115 V/230 V

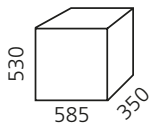


* 700 incl. handles

Isotherm TB 41 AC/DC	
Gross Volume (l)	39
Dimensions H x W (+ handles) x D (mm)	445 x 585 (+ 115) x 350
Internal dimensions H x W x D (mm)	355 x 270 x 314
Weight (kg)	21
Power consumption (Wh/24 h)	225 ¹⁾

Carrying handles and inner basket removable.

Order number	Description
2041BD7000000RV	Portable 39 l travelbox, AC/DC 12 V/24 V, 115 V/230 V



* 700 incl. handles

Isotherm TB 51 AC/DC	
Gross Volume (l)	49
Dimensions H x W (+ handles) x D (mm)	530 x 585 (+ 115) x 350
Internal dimensions H x W x D (mm)	440 x 270 x 315
Weight (kg)	23
Power consumption (Wh/24 h)	230 ¹⁾

Carrying handles and inner basket removable.

Order number	Description
2051BD7000000RV	Portable 49 l travelbox, AC/DC 12 V/24 V, 115 V/230 V

1) Power consumption in operation in 12 V with + 5 °C in the refrigeration space, ambient temperature + 25 °C (ISO 15502:2005 and EN 153:2006).

1) Power consumption in operation in 12 V with + 5 °C in the refrigeration space, ambient temperature + 25 °C (ISO 15502:2005 and EN 153:2006).

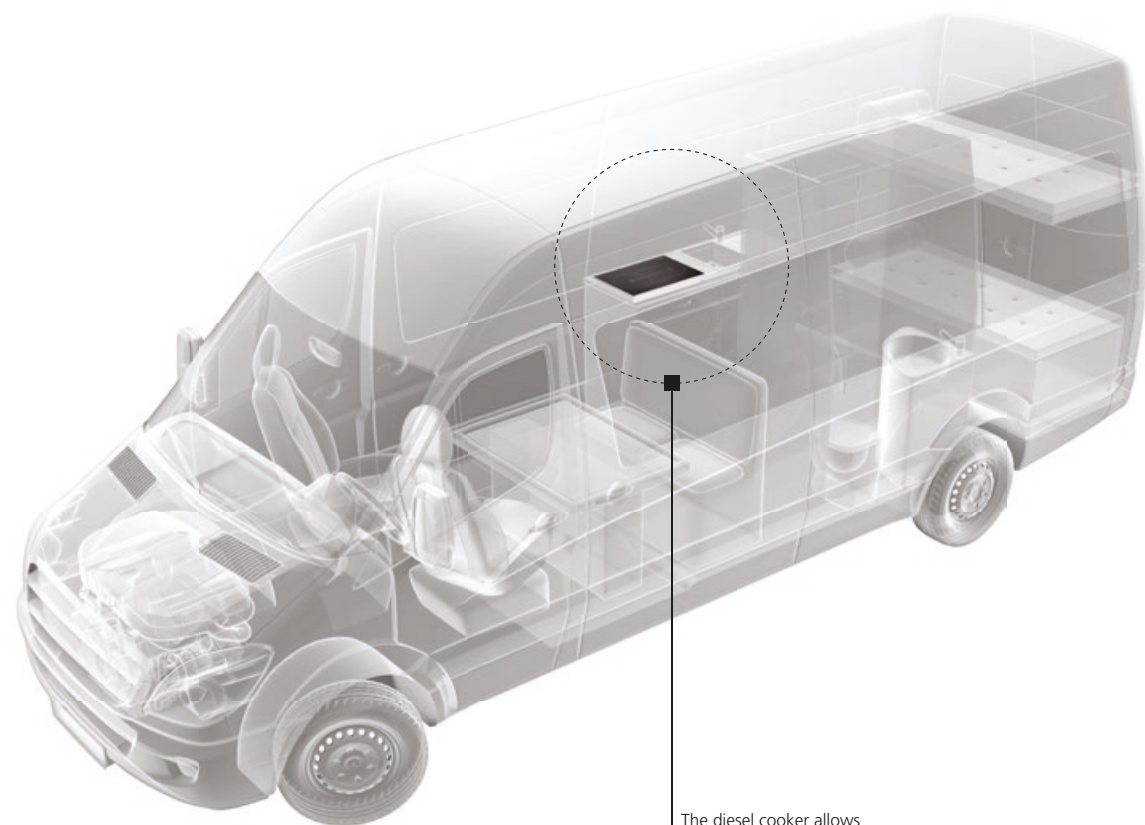


Cooking solution

Application concept	110
Advantages	111
Diesel Cooker X 100	112

Diesel cooker

Application concept



The diesel cooker allows cooking without any open flames in the vehicle

Diesel cooker

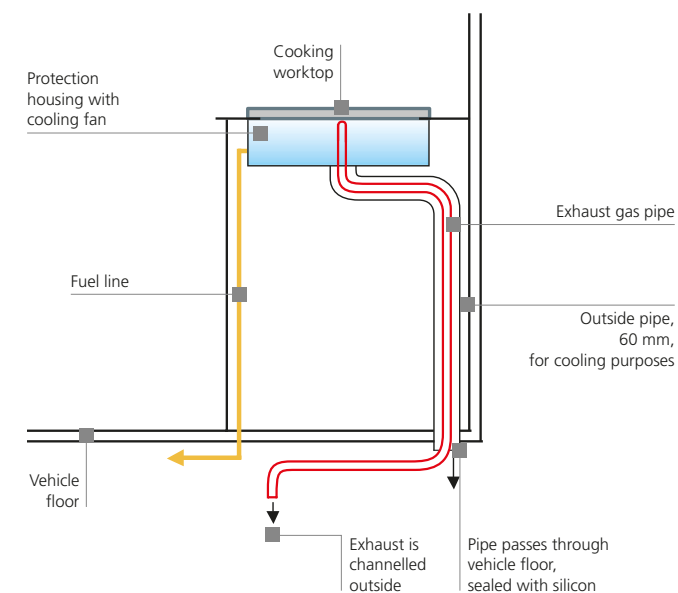
Advantages

The advantages of Webasto diesel cookers

- One-flame cooker with a diesel burner as heat source
- Key enabler of autonomous gas free camping
- Robust, high quality CERAN® cooking surface
- Easy to use and to clean
- Low current and fuel consumption
- Altitude function for optimal use in mountains
- Hot plate indication light
- Diesel-fueled, directly fed from the tank
- Easy installation thanks to compact size

How the diesel cooker works

The heat generated by the fuel combustion process is transferred to the ceramic panel, and the exhaust gases directed out of the vehicle through an exhaust gas pipe inside the cooling air pipe. The vapour content of the exhaust gases therefore do not give rise to greater humidity in the vehicle. The diesel cooker's heat output is continuously adjustable. In addition a cooling fan in the ventilation box ensures that the temperature does not reach a critical limit in the installation area. Hot air is drawn off through the cooling air pipe.



Diesel cooker

Diesel Cooker X 100

Diesel Cooker X 100 – Freedom and autonomy

The Webasto Diesel Cooker X 100 is the perfect solution for independent travellers and individuals who intend to have only one fuel on board.

The cooker is operated via a diesel burner which is sourced with fuel out of the vehicle's tank. Warm air, combustion and smells are fed directly outside. The robust, high quality CERAN® cooking field provides a wide cooking zone. The left side if for cooking and the right side for heating up food as well as maintaining warmth. Thanks to its compact dimensions and flat design, the Webasto Diesel Cooker fits even into the smallest kitchen. Another advantage of the CERAN® cooking plate: It can be cleaned easily.

Product highlights

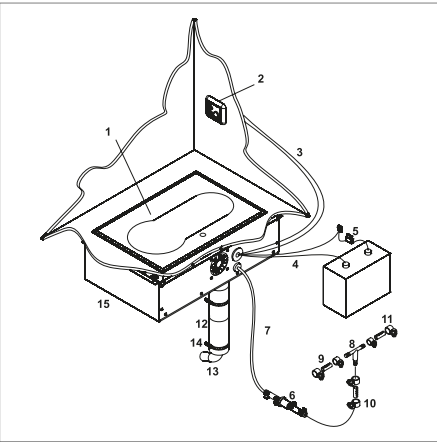
- Robust, high quality CERAN® cooking surface
- Easy to use and to clean
- Low current and fuel consumption
- Hot plate indication light
- Full functionality at high altitudes
- Very silent operation

Technical specifications

	Diesel Cooker X 100
Cooking power (kW)	0.9 – 1.9
Power consumption (A)	0.3 (max. at start-up approx. 8 A for 4 min.)
Fuel	Diesel
Fuel consumption (l/h)	0.09 – 0.18
Start-up time (min.)	~ 3
Rated voltage (V)	12
Dimension of CERAN® hot plate L x W x H (mm)	466 x 316 x 50
Dimension of protective casing L x W x H (mm)	565 x 366 x 172 (2 cm cooling air hose ring)
Weight (kg)	8 (hot plate) 1.5 (casing)



Scopes of delivery



	Diesel Cooker X 100
1	Cooker 12 V
2	Control 12 V
3	Control cable harness 2.0 m
4	Battery cable harness 4.0 m
5	Fuse mount incl. fuse
6	Fuel filter
7	Fuel pipe 4.0 m
8	Fuel extractor 8 x 5 x 8
9	Fuel connector 4.5 x 10
10	Fuel line clip Ø 10
11	Fuel line clip Ø 12
12	Cooling tube APK 62 mm
13	Exhaust gas tube (Inox) 28 mm
14	Fastening clip Ø 60
15	Ventilation box

1

Order number

Diesel Cooker X 100

WA90000B

2

Mounting parts (optional)

Basic mounting parts are already included in the scope of delivery. If you need any special parts please refer to the mounting parts section.

3

Fuel extractor

The connection of the cooker to the fuel system depends on the vehicle. A basic fuel extractor is part of the delivery scope. If you need any additional parts, please refer to the fuel section for more information.

4

Accessories (optional)

For the extensions of your diesel cooking system you can find other installation and system components in the separate heating accessories catalog.

Please refer to our separate heating accessories catalog for our full range of accessories (see also page 9).



Water saving solutions

Aqua View Sinkmiser and Showermiser

Aqua View Sinkmiser and Showermiser



From the time you turn on the water, to the moment it reaches a pleasant warm temperature, cold fresh water unnecessarily runs down the drain, filling up your gray water tank.

With the color changing and environment-friendly technology of Aqua View Sinkmiser/Showermiser installed on your sink or shower, you can simply redirect the cold water back into the fresh water tank until it's hot enough. This way you waste less fresh water and your gray water tank doesn't fill up as fast.

Product highlights

- Easy color-changing indication for the arrival of hot water
- Never step into a cold shower again
- Save fresh clean water with every use
- Save gray water tank capacity
- Increase your water capacity by up to 40% – without changing the tanks or adding weight to the vehicle
- Save time, money and environmental resources
- Easy to install

Aqua View water saving devices are available in selected countries. Please visit our website for more information webasto-outdoors.com

Scopes of delivery

Sinkmiser

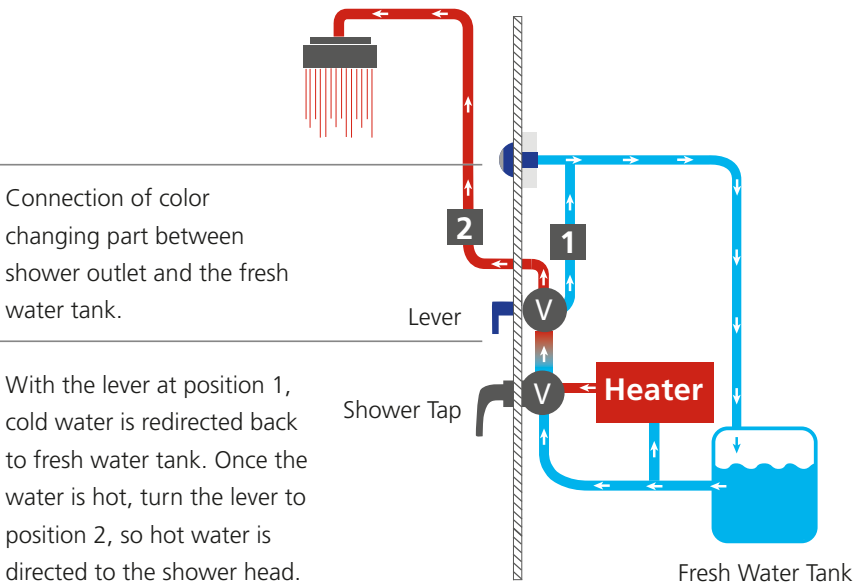
- 1 Sinkmiser
- 1 3-way diverter unit
- 1 Aqua View magic mushroom
- 1 Aqua View custom tee

Showermiser

- 1 Showermiser unit
- 1 diverter valve
- 1 custom-threaded through wall pipe
- 1 lock nut & washer to secure unit tightly against the shower wall

Order number	
Sinkmiser (chrome)	AVISKC001
Sinikmiser (brushed nickel)	AVISKB001
Showermiser (chrome)	AVISMC001
Showermiser (brushed nickel)	AVISMB001

Installation example for Sinkmiser in a shower



How the water saving system function:

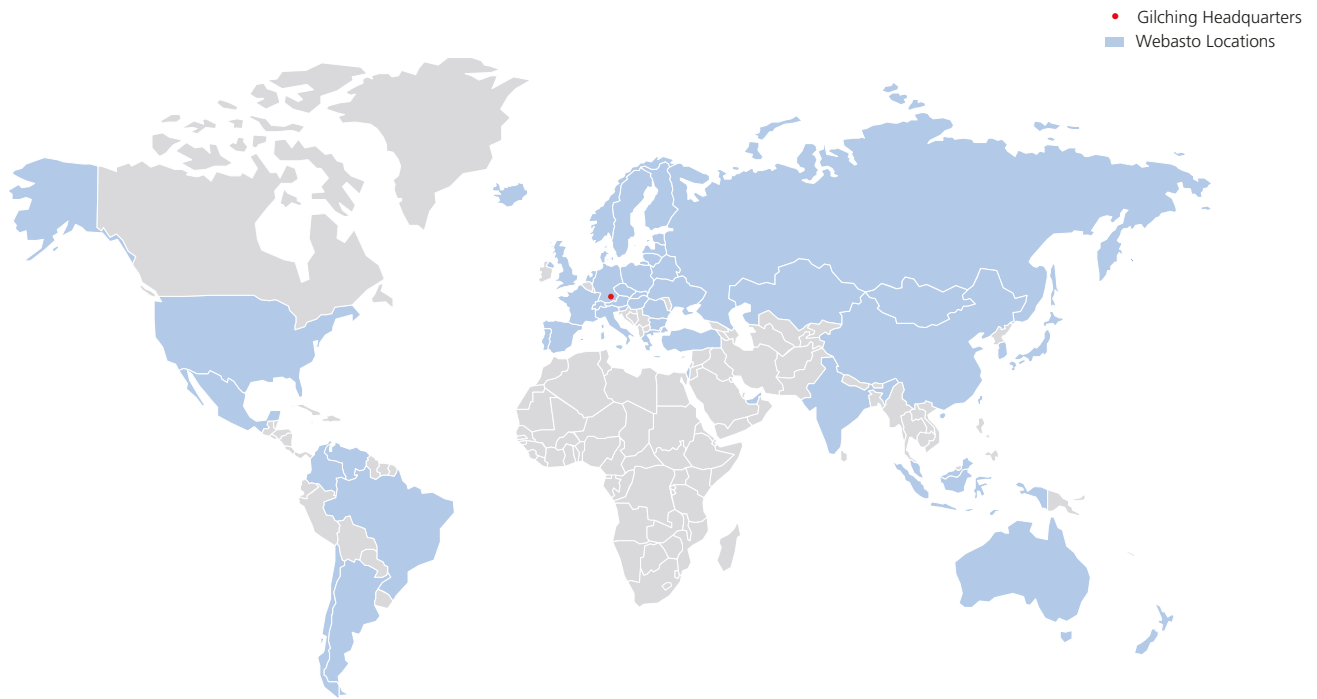
1. Open the shower tap with the lever at pos. 1: Cold water runs through the Sinkmiser/Showermiser.
2. When hot water arrives: Sinkmiser/Showermiser changes its color from blue to grey.
3. Turn the lever to the showerhead or tap outlet at pos. 2: Your hot water is now ready to go!





Notes

[illegible][illegible]



Since its foundation in 1901 the Webasto group has continued to set new technological standards in the original equipment and aftermarket sector. Today, we are one of the 100 biggest suppliers in the automotive industry worldwide. We develop and produce roof, convertible as well as heating, cooling and ventilation systems. Our products help provide a better atmosphere on the road, more comfort and security, as well as increased efficiency for cars, commercial and special vehicles, motor homes and boats. An outstanding network of production facilities and dealers guarantees high-quality products, installation standards and services worldwide.